



**Diavia**

---

**RENAULT "MASTER"  
OPEL "MOVANO"  
LHD - RHD**

**2200 - 2500 DCI  
(Not prepared for A/C)**

**Codice/Code: 1RE20100E + A03967**

---


**Istruzioni montaggio  
condizionatore d'aria**

**Instructions pour monter le  
conditionneur d'air**

**Air conditioning  
installation instructions**

**Klimaanlage  
Einbauanleitungen**

**Instrucciones para el montaje  
del equipo aire acondicionado**



**DESCRIZIONE SIMBOLOGIA UTILIZZATA / DESCRIPTION DE LA SYMBOLOGIE UTILISÉE  
DESCRIPTION OF SYMBOLS USED / BESCHREIBUNG DER VERWENDETEN SYMBOLIK  
DESCRIPCIÓN DE LOS SIMBOLOS UTILIZADOS**

1A

Riferimento a figura / Référence à la figure / See figure  
In Bezug auf Abbildungen / Referencia a la figura

1- 1

Riferimento a componenti di fornitura / Référence aux composants de la fourniture  
See supplied components / Bezug auf Gelieferte Einbauelemente  
Referencia a los componentes de abastecimiento

1

Riferimento a posizione schema elettrico / Référence à la position du schéma électrique  
See position in wiring diagram / In Bezug auf Position im Schaltschema /  
Referencia a la posición del esquema eléctrico

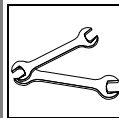


- Lubrificare tutti i raccordi e gli O.R. con il nuovo olio refrigerante prima di collegarli  
- Graisser tous les raccords et les O.R. avec le nouveau huile réfrigérant avant de les raccorder

-Lubricate all fittings and O-rings with new refrigerant oil before connecting them

- Alle Verbindungsstücke und OR-Ringe vor deren Verbindung mit dem neuen Kühlmittelöl ölen

- Lubrificar todos los empalmes y los O.R. con el nuevo aceite refrigerante antes de conectarlos



- Per avvitar a fondo o allentare i raccordi tubi gas usare due chiavi per bilanciare coppia di torsione  
- Pour visser à fond ou desserrer les raccords des tuyaux gaz, utiliser le deux clés pour équilibrer le couple de torsion

- When tightening or loosening the fittings of the gas pipes, use two wrenches to equalize the torsion couple

- Um die Verbindungsstücke der Kältemittelschläuche gleichmäßig festzuschrauben oder zu lockern, zwei Schlüssel für das Verschraubungspaar verwenden

- Para enroscar a fondo o aflojar los empalmes tubos gas se deben usar dos llaves para balancear el par de torsión

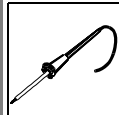


- Tagliare con utensile appropriato al materiale  
- Couper à l'aide d'outil approprié  
- Cut with a device suitable for the material



- Mit dem Material entsprechendem Werkzeug schneiden

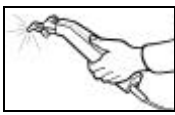
- Cortar con herramienta apropiada al material



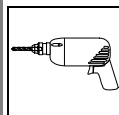
- Stagnare  
- Étamer  
- Tin  
- Verzinnen  
- Estañar



- Spianare  
- Nivelar  
- Flatten out  
- Richten  
- Nivelar




- Tagliare con utensile a lama calda  
- Couper à l'aide d'un outil à lame chaude  
- Cut using the tool with heated blade.  
- Mit Schweißmesserwerkzeug schneiden  
- Cortar con útil a hoja caliente



- Forare  
- Percer  
- To drill  
- Durchbohren  
- Taladrar


Pos.	ITALIANO	FRANÇAIS	ENGLISH	DEUTSCH	ESPAÑOL
31	Condensatore	Condenseur	Condenser	Kondensator	Condensador
32	Staffa sinistra di supporto condensatore	Etrier support condenseur gauche	Left condenser support bracket	Kondensator-Haltebügel, links	Abrazadera izquierda de soporte condensador
33	Staffa destra di supporto condensatore	Etrier support condenseur droit	Right condenser support bracket	Kondensator-Haltebügel, rechts	Abrazadera derecha de soporte condensador
34-62	Sacchetto accessori	Sachet accessoires	Bag of accessories	Säckchen mit Zuberhörteilen	Bolsita accesorio
35	Elettroventola	Electroventilateur	Electric fan	Elektrogebläse	Electroventilador
36	Convogliatore elettroventola	Convoyeur ventilateur	Electric fan conveyor	Elektrogebläse Luftförderer	Transportador electroventilador
37-52	Inserito filettato M6	Pièce d'insertion filetée M6	Threaded insert M6	Gewindeinsatz M6	Encastre fileteado M6
38	Resistore	Résisteur	Resistor	Widerstand	Resistor
43	Raccordo per bulbo termostatico	Raccord pour bulbe thermostatique	Thermostat coupling	Thermostatkolbenverbindung	Récord bulbo termostático
44	Bulbo termostatico	Bulbe thermostatique	Thermostat	Thermostatschalter	Bulbo termostático
45	Rondella per bulbo termostatico	Rondelle pour bulbe thermostatique	Thermostat coupling	Scheibe für den Thermostatkolben	Arandela para bulbo termostático
46	Fascetta	Collier	Clamp	Schelle	Banda
47	Sacchetto flangia	Sachet bride	Bag of flanges	Säckchen mit Flansch	Bolsita brida
48-49 50	Fermatubo	Fixation tuyau	Pipe clamp	Schlauchbinder	Detiene tubo
51	Staffa filtro	Etrier filtre	Receiver drier bracket	Filterbügel	Abrazadera filtro
53	Filtro essiccatore	Filtre déshydrateur	Receiver drier	Trocknerfilter	Filtro secador
54	Pressostato	Pressostat	Pressure switch	Druckwächter	Presostato
55	Protezione a spirale	Protection en spirale	Spiral protection	Spiralförmige Ummantelung	Protección a espiral
56	Fascetta in gomma	Collier en caoutchouc	Rubber clamp	Gummischelle	Banda de goma
61	Batteria evaporante	Batterie évaporateur	Evaporating unit	Verdampferbatterie	Batería evaporante
61.1	Graffetta a molla per vite autofilettante	Agrafe à ressort pour vis autotaraudeuse	Spring clip for self-tapping screw	Federklammer für selbstschneidende Schraube	Grapa a muelle para tornillo autorroscante
63	Staffa fissaggio batteria evaporante	Etriere de fixation batterie évaporateur	Evaporating unit fixing bracket	Verdampferbatterie-Befestigungshalter	Soporte di fijación batería evaporante
64	Valvola di espansione	Soupape d'expansion	Expansion valve	Expansionsventil	Válvula expansión
65	Flangia fissaggio valvola	Bride de fixation soupape	Valve fixing flange	Ventil-Befestigungsflansch	Brida de fijación de la válvula
66	Tubo scarico condensa	Tuyau d'écoulement des condensations	Condensate drain pipe	Kondensatwasserablaufschlauch	Tubo descarga condensación
67	Staffa supporto termostato	Etrier support thermostat	Thermostat support bracket	Thermostat-Haltebügel	Abrazadera soporte termostato
68	Termostato	Thermostat	Thermostat	Thermostat	Termostato
69	Molla fissaggio bulbo	Ressort fixation bulbe	Thermostat fixing spring	Kolben-befestigungsfeder	Muelle de fijación del bulbo
70	Mastice anticondensa	Mastic anti-condensation	Condensation-proofing material	Kondensatwasserdichtmasse	Masilla anticondensación
71	Porta-interruttore	Porte-interrupteur	Switch plate	Schalter-Halter	Porta interruptor
72	Copriforo	Couvre-trou	Hole cap	Bohrungsabdeckung	Cubre orificio
73	Interruttore di comando A.C.	Interrupteur de commande A.C.	A.C. control switch	Klimaanlagenschalter	Interruptor de comando A.C.

Pos.	ITALIANO	FRANÇAIS	ENGLISH	DEUTSCH	ESPAÑOL
91	Impianto elettrico comandi	Faisceau électrique commandes	Electrical system for controls	Elektrische Anlage der Bedienungseinheit	Instalación eléctrica comandos
92	Giunzione RAYCHEM BLU	Raccord RAYCHEM BLEU	BLUE RAYCHEM connector	RAYCHEM Verbindung BLAU	Junta RAYCHEM TURQUI
93	Giunzione RAYCHEM GIALLA	Raccord RAYCHEM JAUNE	YELLOW RAYCHEM connector	RAYCHEM Verbindung GELB	Junta RAYCHEM AMARILLO
94	Circuito illuminazione	Circuit de l'éclairage	Lighting circuit	Bleuchtungsstromkreis	Circuito de iluminación
95	Connettore 5 vie	Connecteur à 5 voies	5-way connector	5-weg-Steckverbinder	Conector 5 vías
106	Impianto elettrico Elettroventole	Installation électrique electroventilateurs	Fans electric system	Elektrische Anlage Elektrolüfter	Instalación eléctrica electroventiladores
107	Giunzione RAYCHEM GIALLA	Raccord RAYCHEM JAUNE	YELLOW RAYCHEM connector	RAYCHEM Verbindung GELB	Junta RAYCHEM AMARILLO
108	Giunzione RAYCHEM BLU	Raccord RAYCHEM BLEU	BLUE RAYCHEM connector	RAYCHEM Verbindung BLAU	Junta RAYCHEM TURQUI
	Fascetta a strappo	Bride auto-bloquant	Self-locking clamp	Selbstsichernde Schelle	Banda autobloqueante
	Tubo gas 5/16"CF (condensatore-filtro)	Tuyau gaz 5/16"CF (condenseur-filtre)	5/16"CF gas hose (condenser-filter)	5/16"CF kaeltemittelschlauch (Kondensator-Filter)	Tubo gas 5/16"CF (condensador-filtro)
	Tubo gas 5/16"FE (filtro-evaporatore)	Tuyau gaz 5/16"FE (filtre-évaporateur)	5/16"FE gas hose (filter-evaporator)	5/16"FE kaeltemittelschlauch (Filter-Verdampfer)	Tubo gas 5/16"FE (condensador-filtro)
	Tubo gas 13/32"CC (compressore-condensatore)	Tuyau gaz 13/32"CC (compresseur-condenseur)	13/32"CC gas hose (compressor-condenser)	13/32"CC kaeltemittelschlauch (Kompressor-Kondensator)	Tubo gas 13/32"CC (compresor-condensador)
	Tubo gas 1/2"EC (evaporatore-compressore)	Tuyau gaz 1/2"EC (évaporateur-compresseur)	1/2"EC gas hose (evaporator-compressor)	1/2"EC kaeltemittelschlauch (Verdampfer-Kompressor)	Tubo gas 1/2"EC (evaporador-compresor)



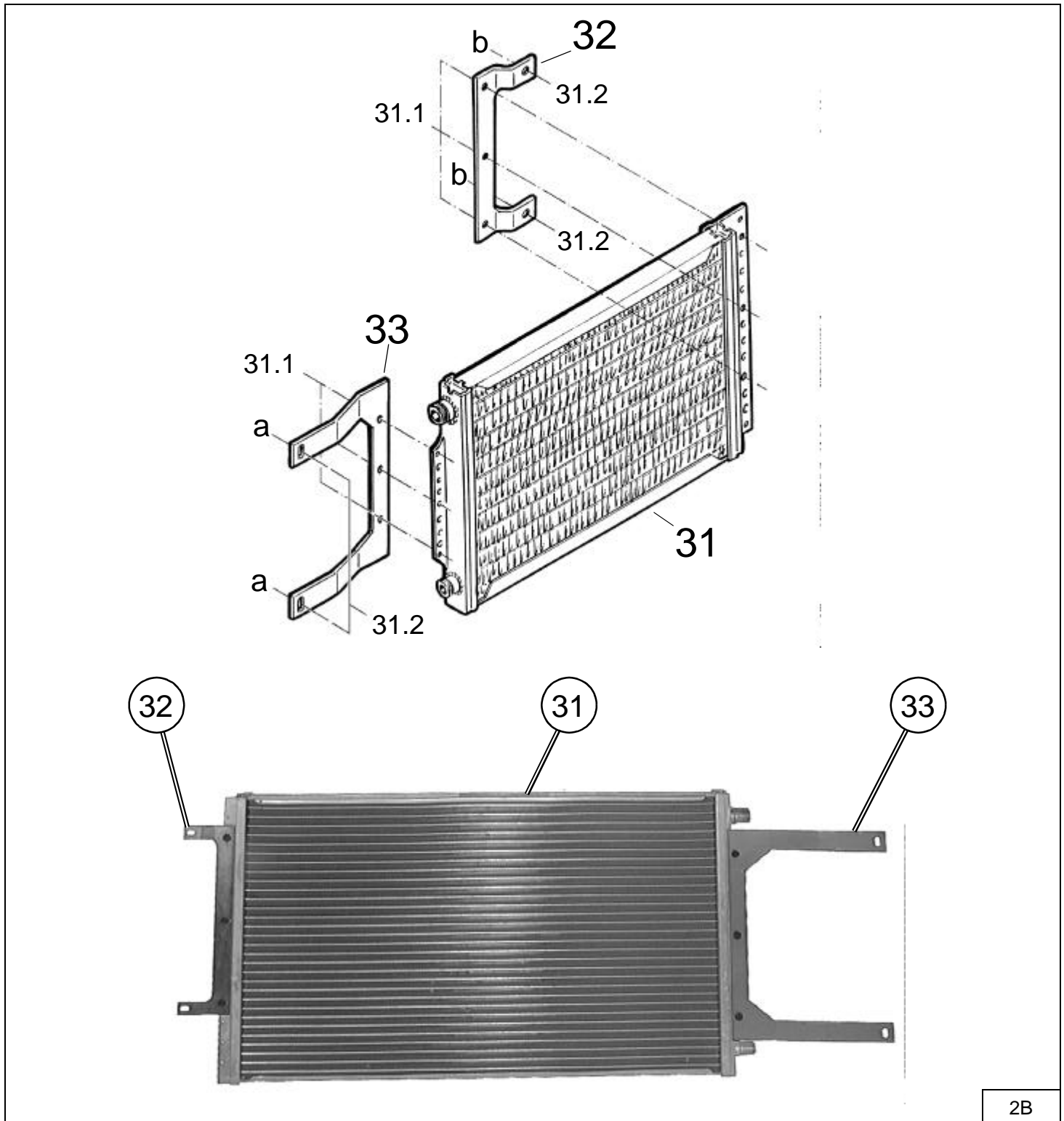
**MONTAGGIO CONDENSATORE / POSE DU CONDENSEUR / CONDENSER FITTING  
KONDENSATOREINBAU / MONTAJE CONDENSADOR**

MATERIALE FORNITO / MATERIEL FOURNI / SUPPLIED MATERIAL / GELIEFERTES MATERIAL / MATERIAL ABASTECIDO



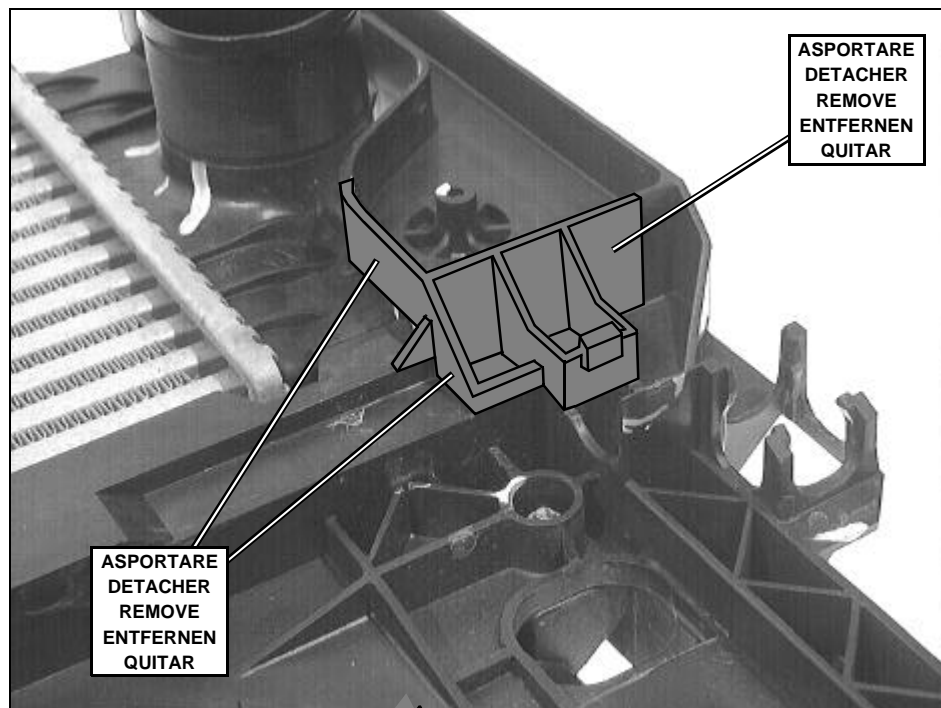
1B

Pos.	Descrizione / Description / Description Beschreibung / Descripción	Codice / Code Kode / Código
31	Condensatore	022301OR/1
32	Staffa sinistra di supporto condensatore	0812496/0
33	Staffa destra di supporto condensatore	0812585/0
34	Sacchetto accessori	0231663/0
35	Elettroventola	080157/0
36	Convogliatore elettroventola	083179/0
37	Insero filettato M6	062089/0
38	Resistore	0681112/2




2B


ELEMENTI DI FISSAGGIO / PIECES DE FIXATION / FIXING PARTS BEFESTIGUNGSELEMENTE / ELEMENTOS DE FIJACION		
Pos.	Tipologia / Typologie / Typology Tipologie / Tipologia	Descrizione / Description / Description Beschreibung / Descripción
31.1		4,2x13
31.2		4,8x13

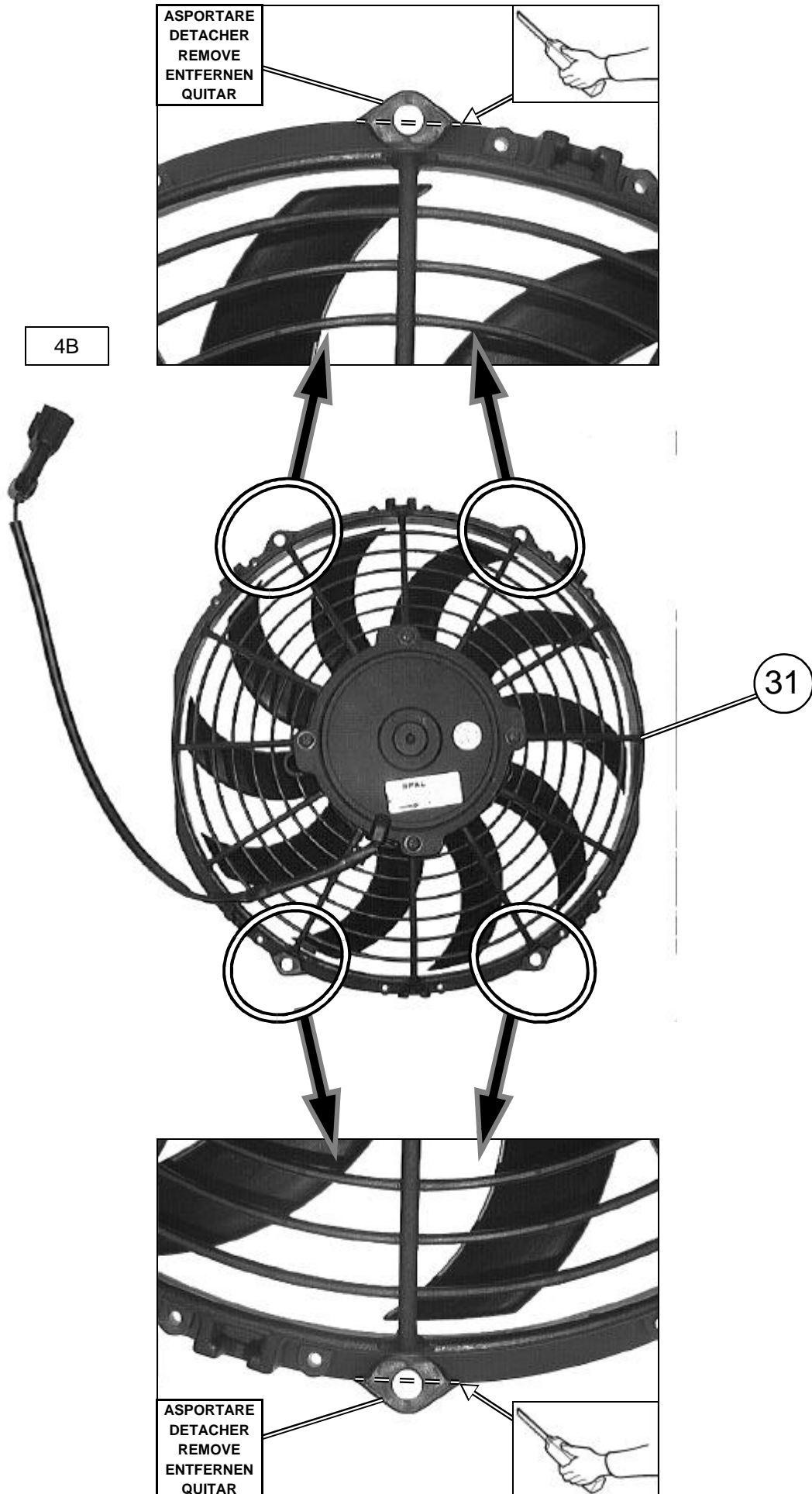


ORIGINALE  
ORIGINAL

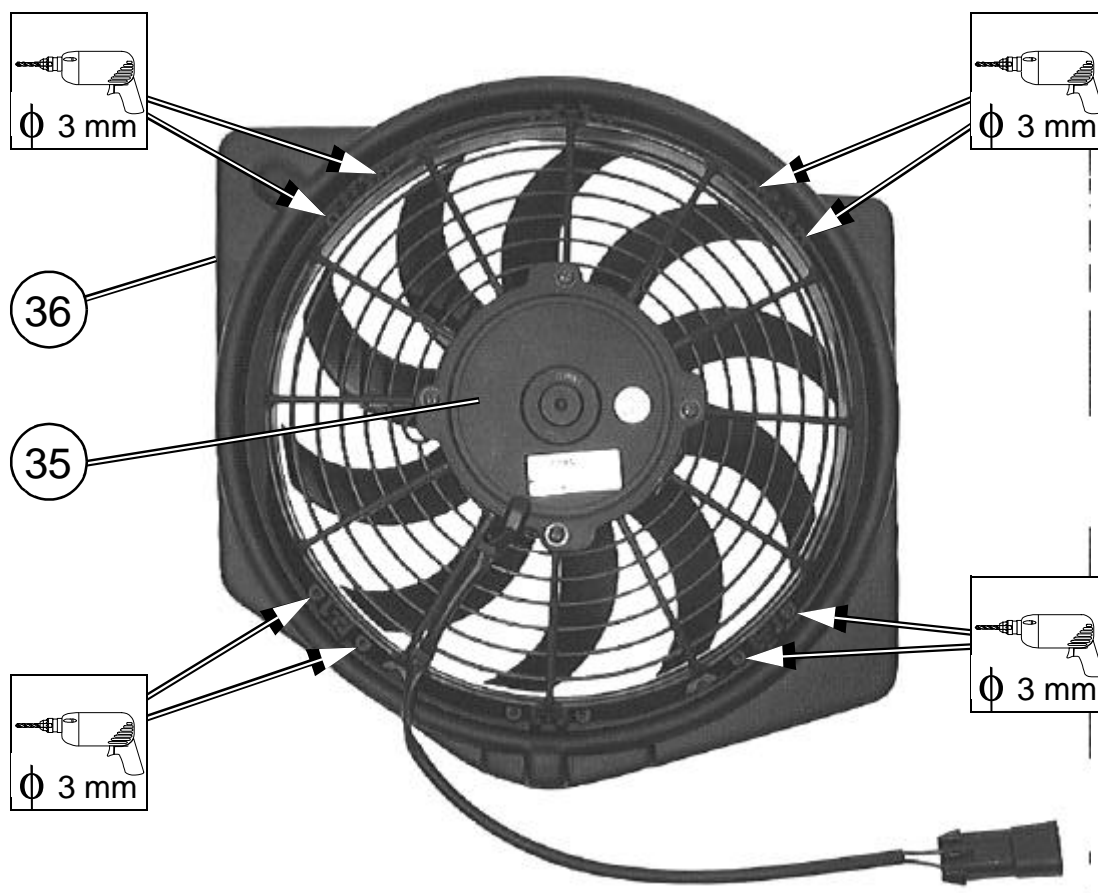


3B

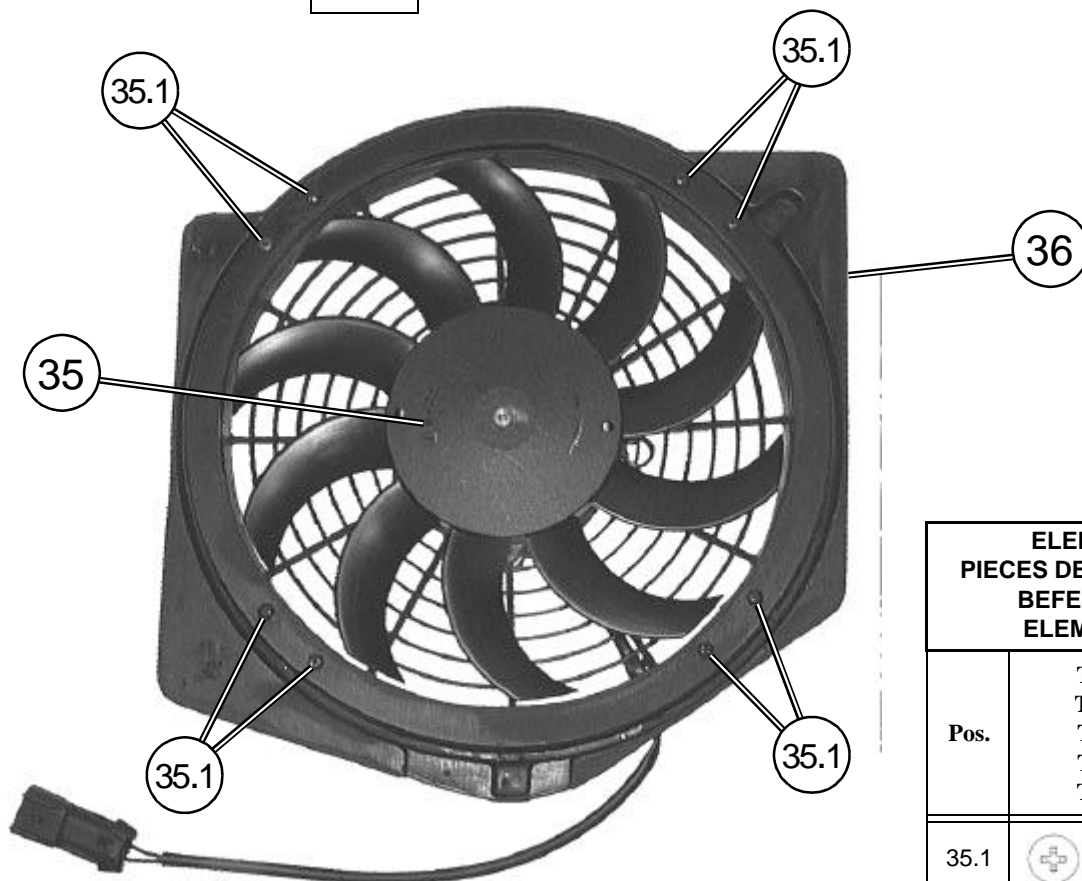












5B





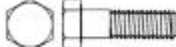

ELEMENTI DI FISSAGGIO PIECES DE FIXATION / FIXING PARTS BEFESTIGUNGSELEMENTE ELEMENTOS DE FIJACION		
Pos.	Tipologia Typologie Typology Tipologie Tipologia	Descrizione Description Description Beschreibung Descripción
35.1	 	3,9x19




6B







ELEMENTI DI FISSAGGIO / PIECES DE FIXATION / FIXING PARTS BEFESTIGUNGSELEMENTE / ELEMENTOS DE FIJACION		
Pos.	Tipologia / Typologie / Typology Tipologie / Tipologia	Descrizione / Description / Description Beschreibung / Descripción
36.1		M6x20
36.2		$\phi$ 6x $\phi$ 18x2




8B



ELEMENTI DI FISSAGGIO PIECES DE FIXATION / FIXING PARTS BEFESTIGUNGSELEMENTE ELEMENTOS DE FIJACION		
Pos.	Tipologia Typologie Typology Tipologie Tipologia	Descrizione Description Description Beschreibung Descripción
38.1		4,2x16

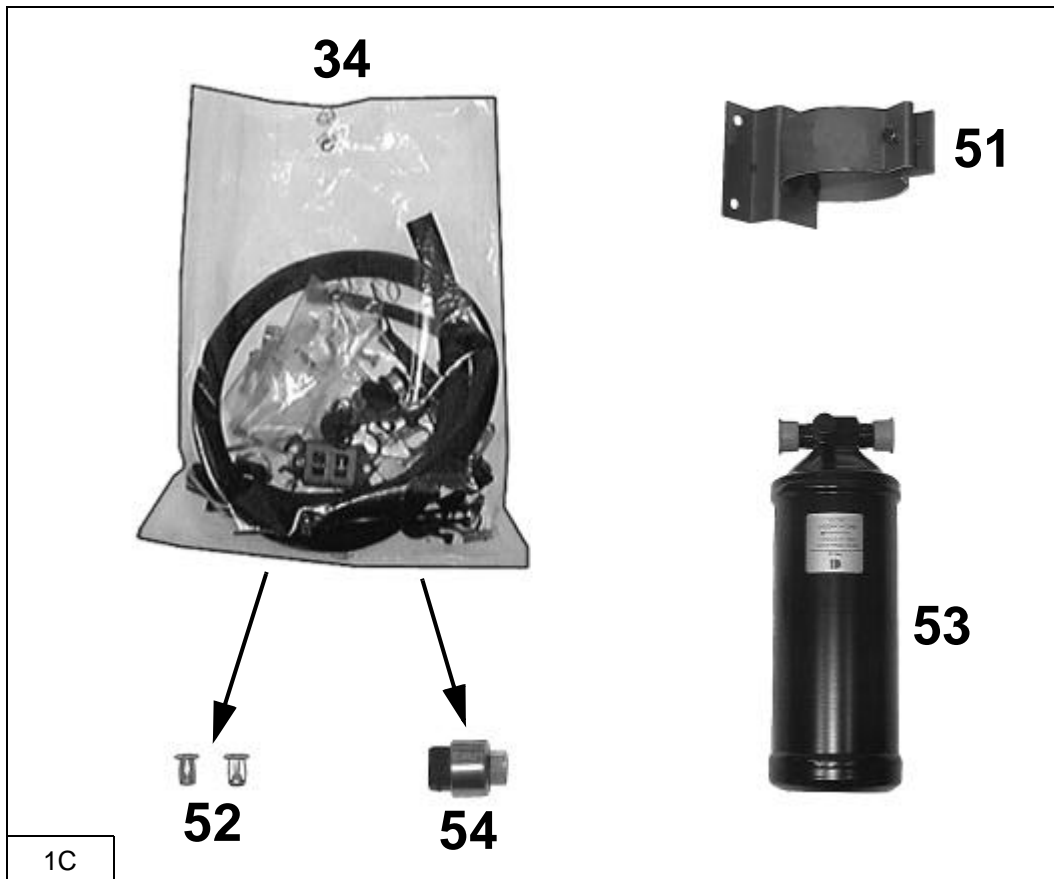
9B




<b>ELEMENTI DI FISSAGGIO</b> <b>PIECES DE FIXATION / FIXING PARTS</b> <b>BEFESTIGUNGSELEMENTE</b> <b>ELEMENTOS DE FIJACION</b>		
Pos.	Tipologia Typologie Typology Tipologie Tipologia	Descrizione Description Description Beschreibung Descripción
31.2		4,8x13

**MONTAGGIO FILTRO ESSICCATORE / POSE DU FILTRE DESHYDRATEUR / RECEIVER DRIER ASSEMBLY  
TROCKNERFILTER EINBAU / MONTAJE DEL FILTRO SECADOR**



MATERIALE FORNITO / MATERIEL FOURNI / SUPPLIED MATERIAL / GELIEFERTES MATERIAL / MATERIAL ABASTECIDO



Pos.	Descrizione / Description / Description Beschreibung / Descripción	Codice / Code Kode / Código
34	Sacchetto accessori	0231663/0
51	Staffa filtro	0361759/0
52	Inserto filettato M6	062089/0
53	Filtro essiccatore	017050/0
54	Pressostato	043118/1



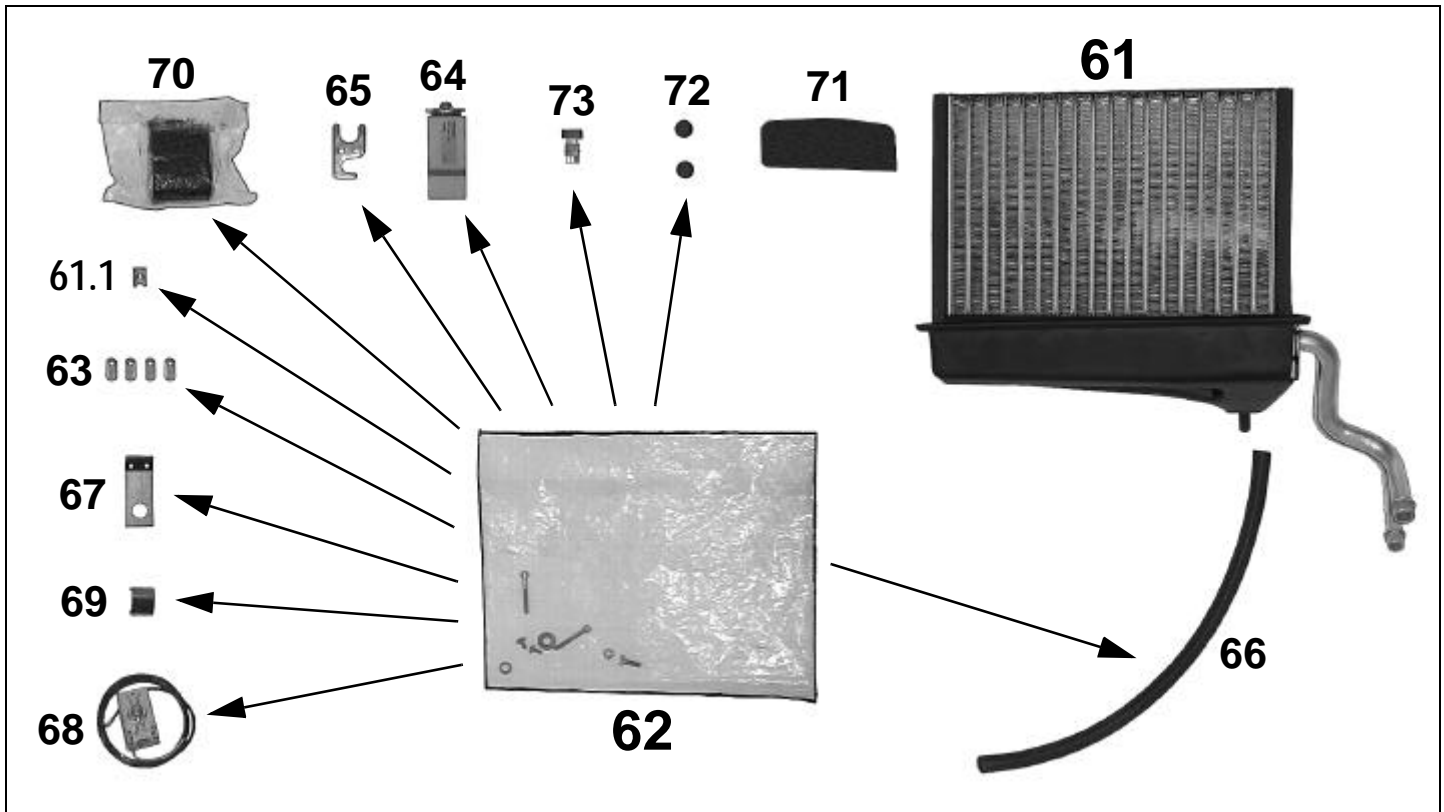
2C



ELEMENTI DI FISSAGGIO / PIÈCES DE FIXATION FIXING PARTS / BEFESTIGUNGSELEMENTE ELEMENTOS DE FIJACION		
Pos.	Tipologia / Typologie Typology / Tipologie Tipologia	Descrizione / Description Description / Beschreibung Descripción
51.1		M6x20
51.2		$\phi 6$

**MONTAGGIO COMPONENTI A.C. NELL'ABITACOLO (parte evaporante-comandi)**  
**POSE DES COMPOSANTS A.C. DANS L'HABITACLE (évaporateur-commandes)**  
**A.C. COMPONENTS ASSEMBLY IN THE PASSENGER COMPARTMENT (evaporator-controls)**  
**EINBAU DER KLIMAANLAGEN-BESTANDTEILE IM WAGENINNEREN (Seite der Verdampfersteuerung)**  
**MONTAJE COMPONENTES A.C. EN EL HABITACULO (parte evaporador-mandos)**

MATERIALE FORNITO / MATERIEL FOURNI / SUPPLIED MATERIAL / GELIEFERTES MATERIAL / MATERIAL ABASTECIDO



1D

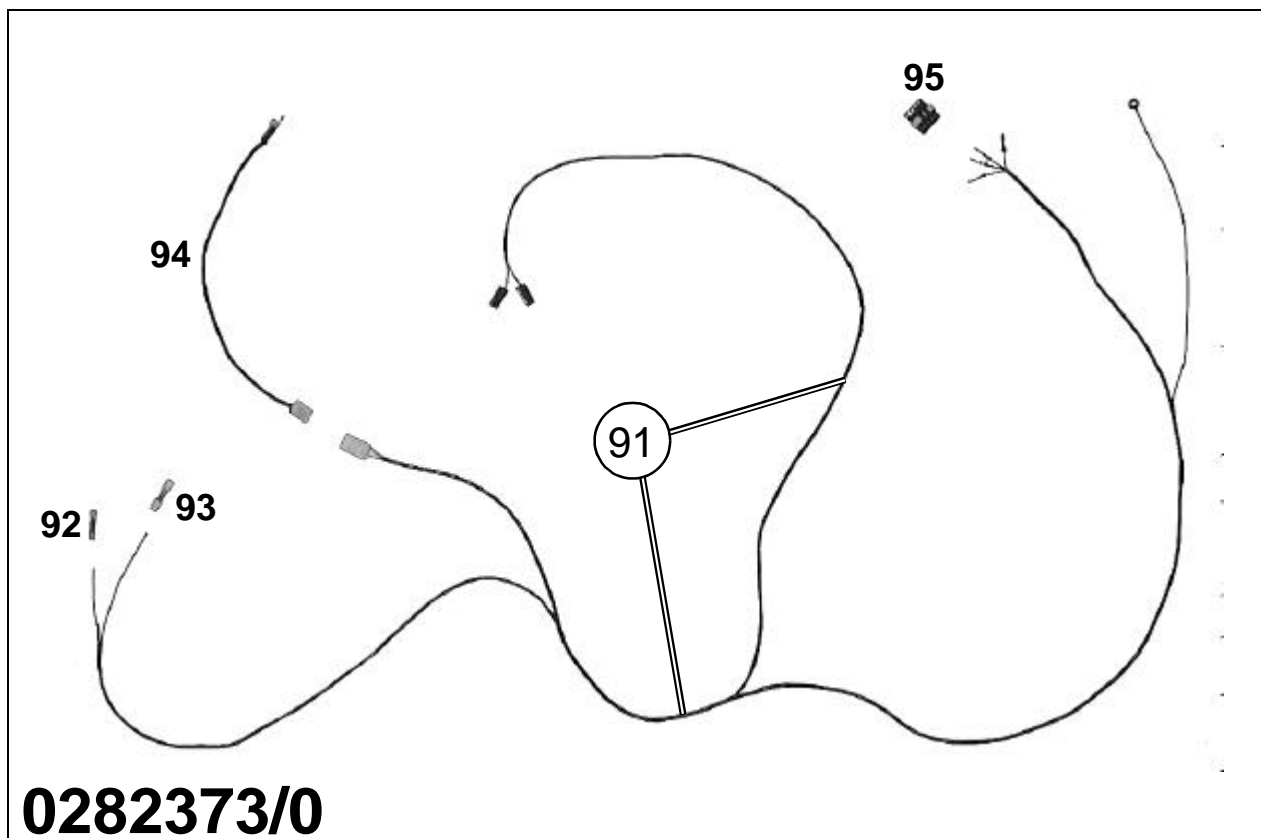
Pos.	Descrizione / Description Description / Beschreibung Descripción	Codice / Code Kode / Código
61	Batteria evaporante	0301079/0
61.1	Graffetta a molla per vite autofilettante	062079/0
62	Sacchetto accessori	029854/0
63	Staffa fissaggio batteria evaporante	0682625/0
64	Valvola di espansione	058041/0
65	Flangia fissaggio valvola	043060/0
66	Tubo scarico condensa	069006/0

Pos.	Descrizione / Description Description / Beschreibung Descripción	Codice / Code Kode / Código
67	Staffa supporto termostato	068146/0
68	Termostato	068012/1
69	Molla fissaggio bulbo	069180/0
70	Mastice anticondensa	070001/0
71	Porta-interruttore	0321933/0
72	Copriforo	069049/0
73	Interruttore di comando A.C.	068540.3



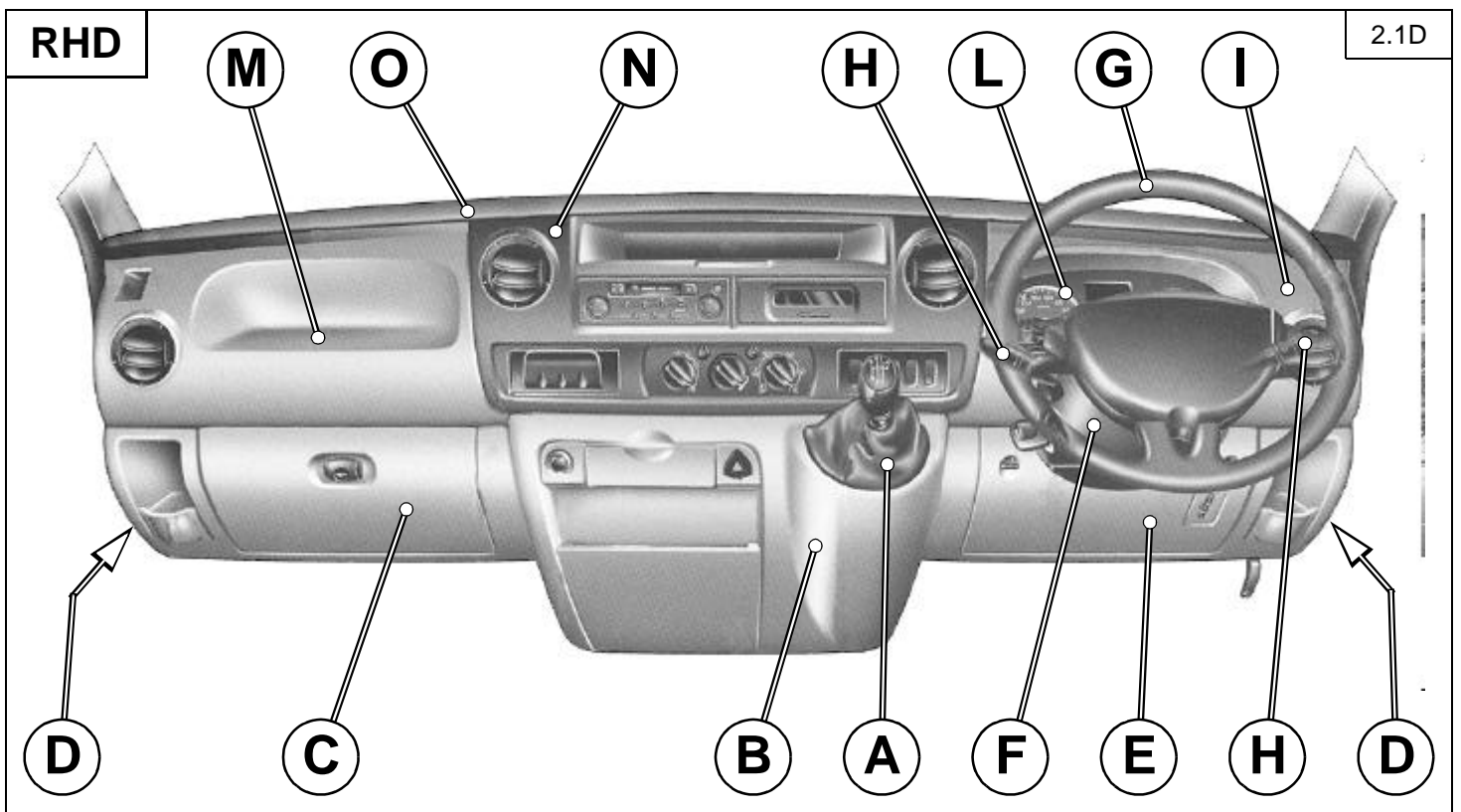
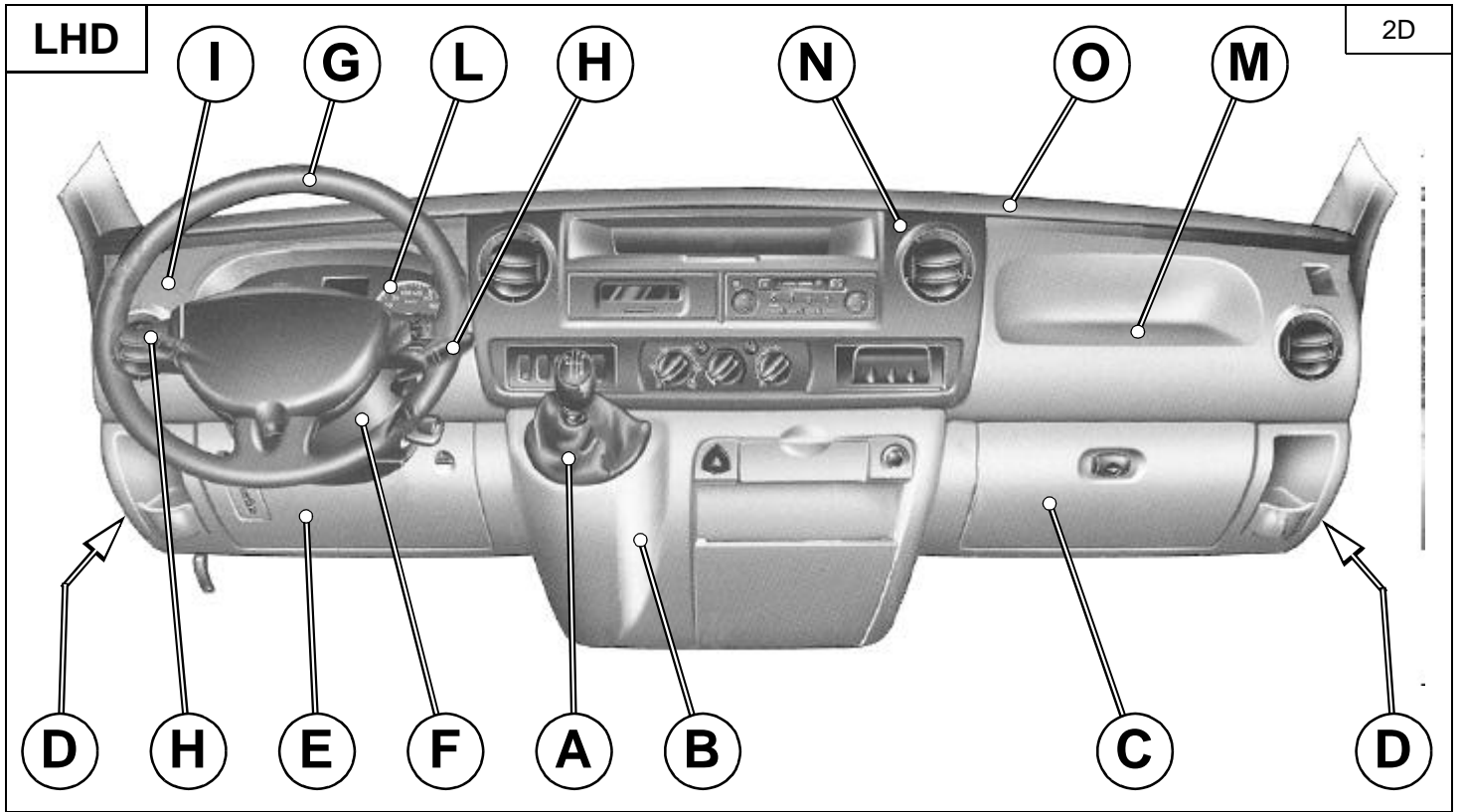
MATERIALE FORNITO / MATERIEL FOURNI / SUPPLIED MATERIAL / GELIEFERTES MATERIAL / MATERIAL ABASTECIDO

1.1D



Pos.	Descrizione / Description Description / Beschreibung Descripción	Codice / Code Kode / Código
91	Impianto elettrico comandi	0282373/0
92	Giunzione RAYCHEM BLU	064273/0
93	Giunzione RAYCHEM GIALLA	064272/0
94	Circuito illuminazione	0681649/1
95	Connettore 5 vie	-

OPERAZIONI PRELIMINARI / OPERATIONS PRELIMINAIRES / PRELIMINARY OPERATIONS  
VORBEREITUNGSARBEITEN / OPERACIONES PRELIMINARES



(I)

**SMONTARE NELL'ABITACOLO:**

**A)** Cuffia leva cambio; **B)** Tunnel centrale della leva cambio; **C)** Cassetto porta-oggetti; **D)** Fianchetti laterali del cruscotto; **E)** Pannello sottopancia lato guida; **F)** Copripiantone inferiore e superiore dello sterzo; **G)** AIR-BAG e volante (mantenere diritto il volante e bloccare l'anello di connessione con nastro adesivo); **H)** Gruppo leveraggi di comando luci e tergicristalli; **I)** Cornice quadro strumentazione; **L)** Quadro strumentazione; **M)** Vano porta-oggetti; **N)** Consolle centrale completa di autoradio, orologio ed interruttori di servizio; **O)** Cruscotto scollegando tutti i collegamenti elettrici; **P)** Barra trasversale, rimuovendo i fissaggi del piantone sterzo; **Q)** Gruppo riscaldamento, scollegando i relativi tubi acqua.

(F)

**DEPOSER DANS L'HABITACLE :**

**A)** Protection pour levier de changement de vitesse; **B)** Tunnel central du levier de changement de vitesse; **C)** Boîte à gants; **D)** Éléments latéraux tableau de bord; **E)** Panneau sous le tableau de bord côté conduite; **F)** Couvre-colonne de direction inférieur et supérieur; **G)** AIR-BAG et volant (maintenir le volant droit et fixer l'anneau de connexion à l'aide de ruban adhésif); **H)** Groupe leviers de commandes feux et essuie-glaces; **I)** Cadre tableau de bord; **L)** Tableau de bord; **M)** Compartiment vide-poche; **N)** Console central avec autoradio, horloge et interrupteurs de service; **O)** Tableau de bord en déconnectant tous les branchements électriques; **P)** Barre transversale en éliminant les pièces de fixation colonne de direction; **Q)** Groupe chauffage en déconnectant les tuyaux de l'eau.

(GB)

**REMOVE IN THE PASSENGER COMPARTMENT :**

**A)** Gear lever guard; **B)** Central shift stick; **C)** Glove compartment; **D)** Dashboard side piece; **E)** Panel under the dashboard on driver's side; **F)** Upper and lower steering column casing; **G)** AIR-BAG and steering wheel (keep the steering wheel straight and tape down the connection ring); **H)** Light and windshield wiper control lever assembly; **I)** Instrument panel frame; **L)** Instrument panel; **M)** Glove compartment; **N)** Central console including radio, clock and service switch; **O)** Dashboard disconnecting all electrical wires; **P)** Transverse bar by removing the steering wheel column fasteners; **Q)** Heating unit by disconnecting the water pipes.

(D)

**VOM FAHRZEUGINNEREN AUSZUBAUEN:**

**A)** Ganghebelabdeckung; **B)** Konsole des Getriebehebels; **C)** Handschuhkasten; **D)** Seitenwand des Armaturenbretts; **E)** Abdeckung unter dem Armaturenbrett - Fahrerseite; **F)** Untere und obere Lenksäulenabdeckung des Lenkrads; **G)** AIR-BAG und Lenkrad (Das Lenkrad gerade halten und den Verbindungsring mit Klebeband blockieren); **H)** Bedienungshebel Licht und Scheibenwischer; **I)** Instrumententafelrahmen; **L)** Instrumententafel; **M)** Handschuhkastens; **N)** Mittelkonsole mit Autoradio, Uhr und Bedienungsschaltern; **O)** Armaturenbrett-alle elektrischen Teile abklemmen; **P)** Querträger, indem die Befestigungen der Lenksäule gelöst werden; **Q)** Heizungsgruppe, indem vorher die dazugehörigen Wasserschläuche gelöst werden.

(E)

**DESMONTAR EL EN HABITÁCULO:**

**A)** Funda palanca de cambio; **B)** Túnel central de la palanca de velocidades; **C)** Guanterera; **D)** Elementos laterales del tablero; **E)** Panel bajo placa lado del conductor; **F)** Cubre columna inferior y superior del volante; **G)** AIR-BAG y volante (tener el volante en posición recta y bloquear el anillo de conexión con tira adhesiva); **H)** Grupo del mecanismo de palancas de mando luces y limpiaparabrisas; **I)** Marco tablero de instrumentos; **L)** Tablero de instrumentos; **M)** Espacio guanterera; **N)** Consola central con radio de coche, reloj e interruptores de servicio incluidos; **O)** Tablero desconectando todas las conexiones eléctricas; **P)** Barra transversal, eliminado las fijaciones de la columna de la dirección; **Q)** Grupo de calefacción, desconectando los relativos tubos del agua.

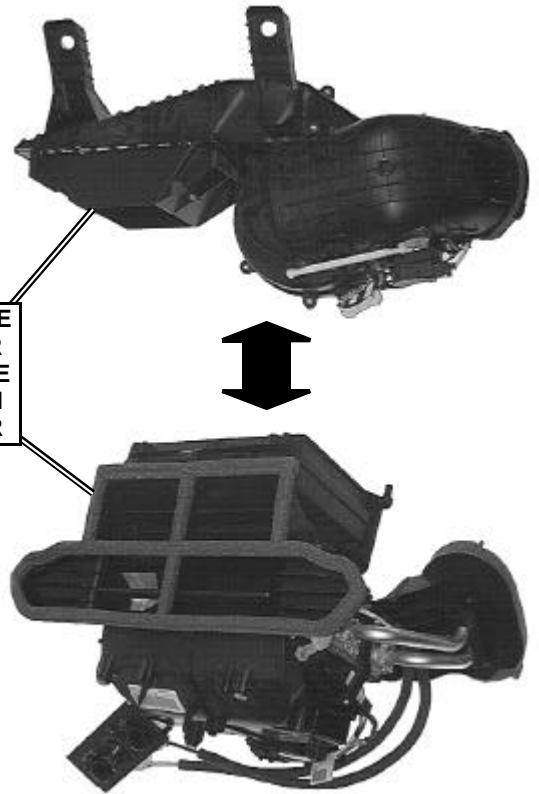
**LHD**

ORIGINALE  
ORIGINAL

SMONTARE  
DEMONTER  
REMOVE  
AUSBAUEN  
DESMONTAR



SEPARARE  
SÉPARER  
SEPARATE  
TRENNEN  
SEPARAR




3D


**RHD**

ORIGINALE  
ORIGINAL

SMONTARE  
DEMONTER  
REMOVE  
AUSBAUEN  
DESMONTAR




SEPARARE  
SÉPARER  
SEPARATE  
TRENNEN  
SEPARAR

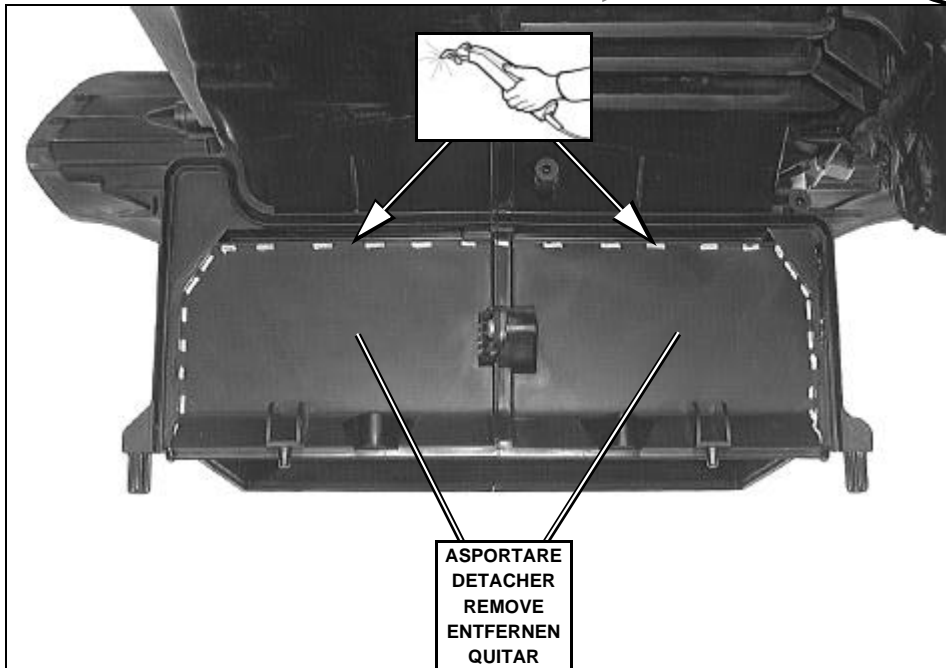


4D

ORIGINALE  
ORIGINAL



5D



ELIMINARE  
ELIMINER  
DISCARD  
ENTFERNEN  
ELIMINAR

CONSERVARE  
GARDER  
KEEP  
AUFBEWAHREN  
CONSERVAR

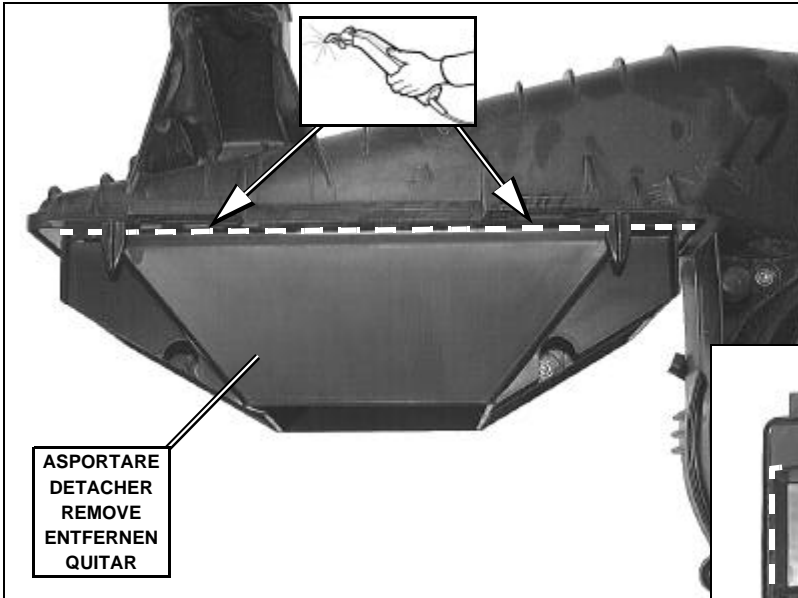


ORIGINALE  
ORIGINAL




6D

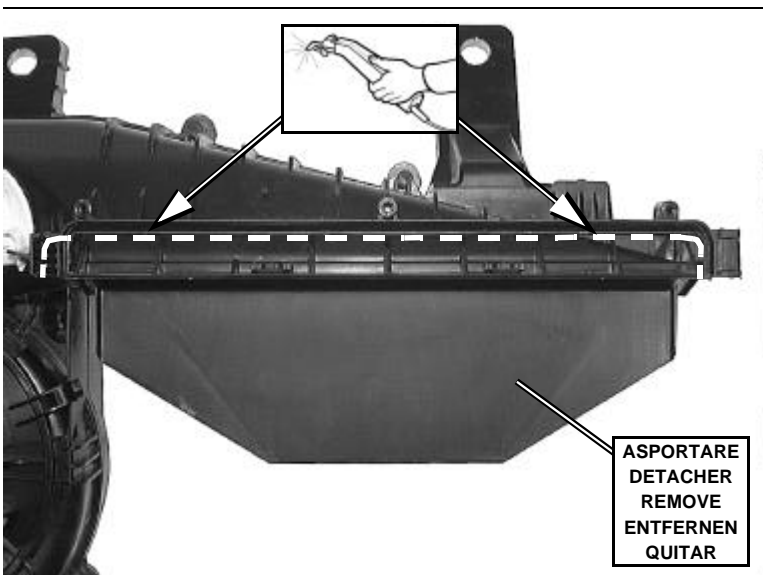
LHD



ASPORTARE  
DETACHER  
REMOVE  
ENTFERNEN  
QUITAR



ASPORTARE  
DETACHER  
REMOVE  
ENTFERNEN  
QUITAR



ASPORTARE  
DETACHER  
REMOVE  
ENTFERNEN  
QUITAR



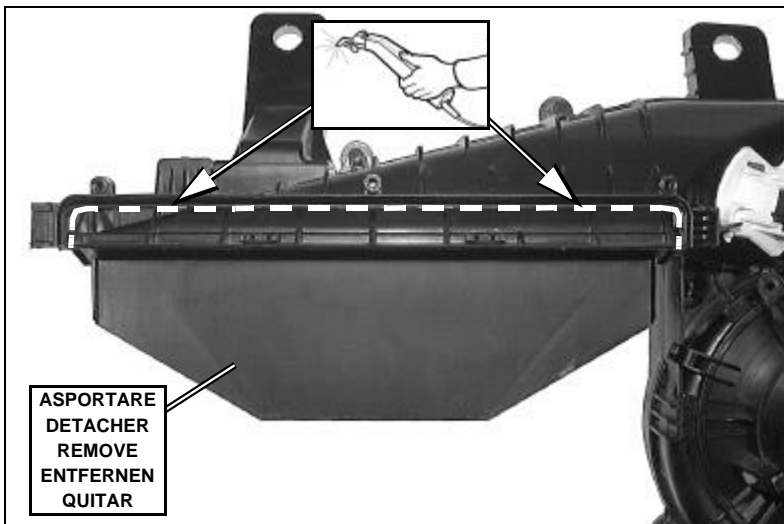

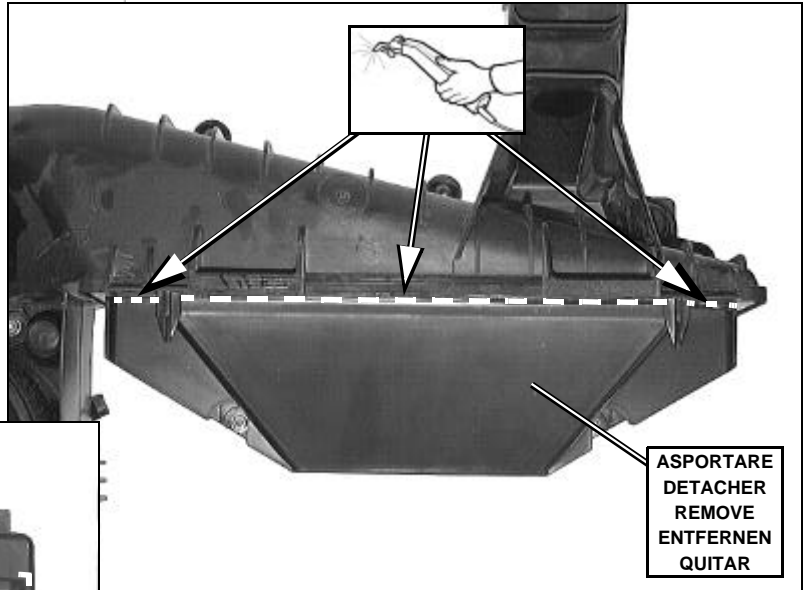
CONSERVARE  
GARDER  
KEEP  
AUFBEWAHREN  
CONSERVAR

ELIMINARE  
ELIMINER  
DISCARD  
ENTFERNEN  
ELIMINAR

ORIGINALE  
ORIGINAL


7D

RHD



CONSERVARE  
GARDER  
KEEP  
AUFBEWAHREN  
CONSERVAR


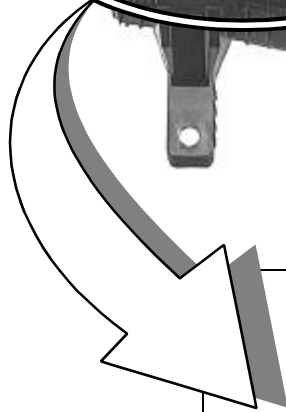
ELIMINARE  
ELIMINER  
DISCARD  
ENTFERNEN  
ELIMINAR



RIASSEMBLARE  
RASSEMBLER  
REASSEMBLE  
WIEDER ZUSAMMENBAUEN  
VOLVER A MONTAR

8D


LHD



SILICONARE  
METTRE DE LA SILICONE  
COAT WITH SYLICONE  
MIT SILIKON ABDICHTEN  
SILICONAR





RIASSEMBLARE  
RASSEMBLER  
REASSEMBLE  
WIEDER ZUSAMMENBAUEN  
VOLVER A MONTAR




9D

RHD

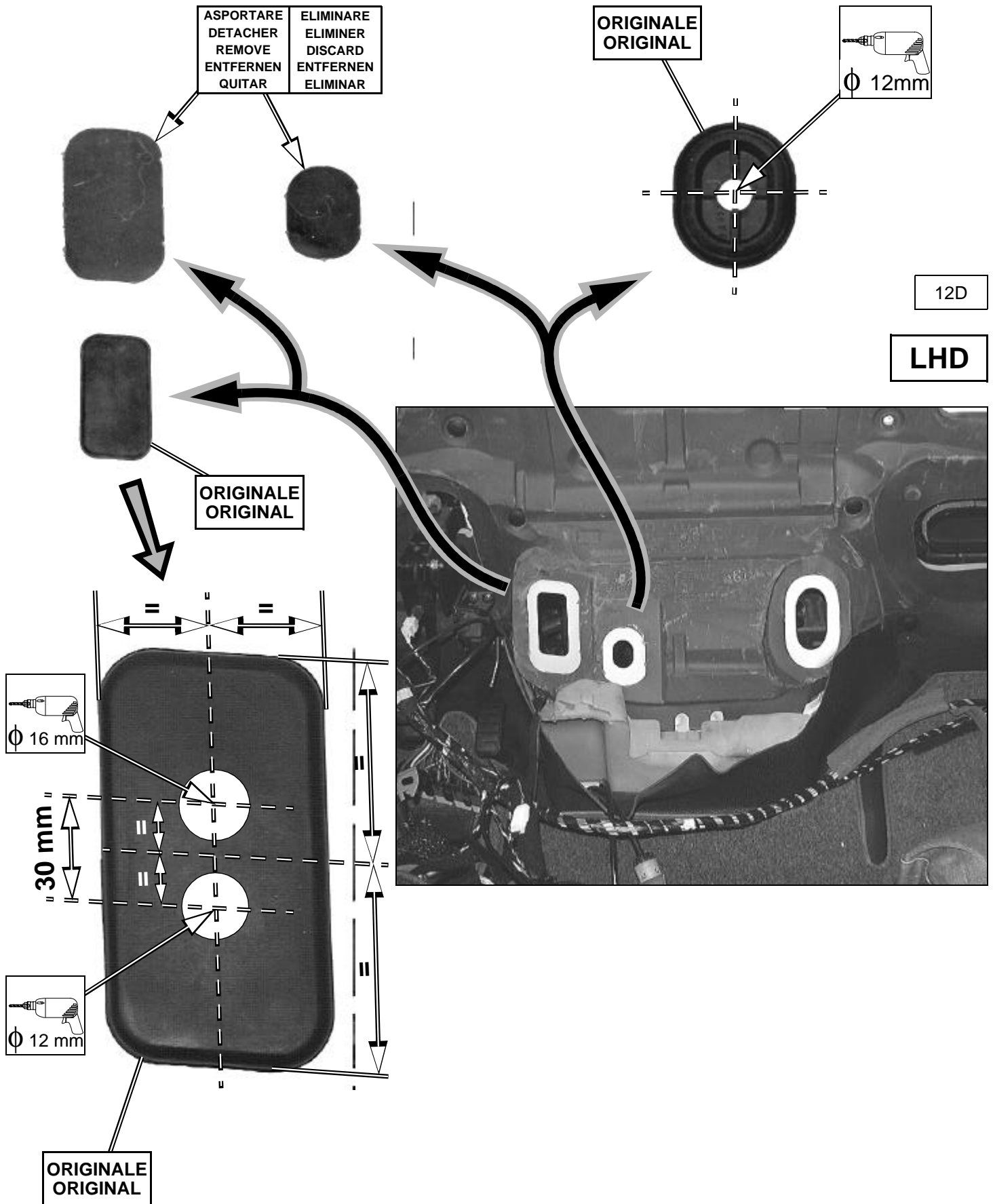


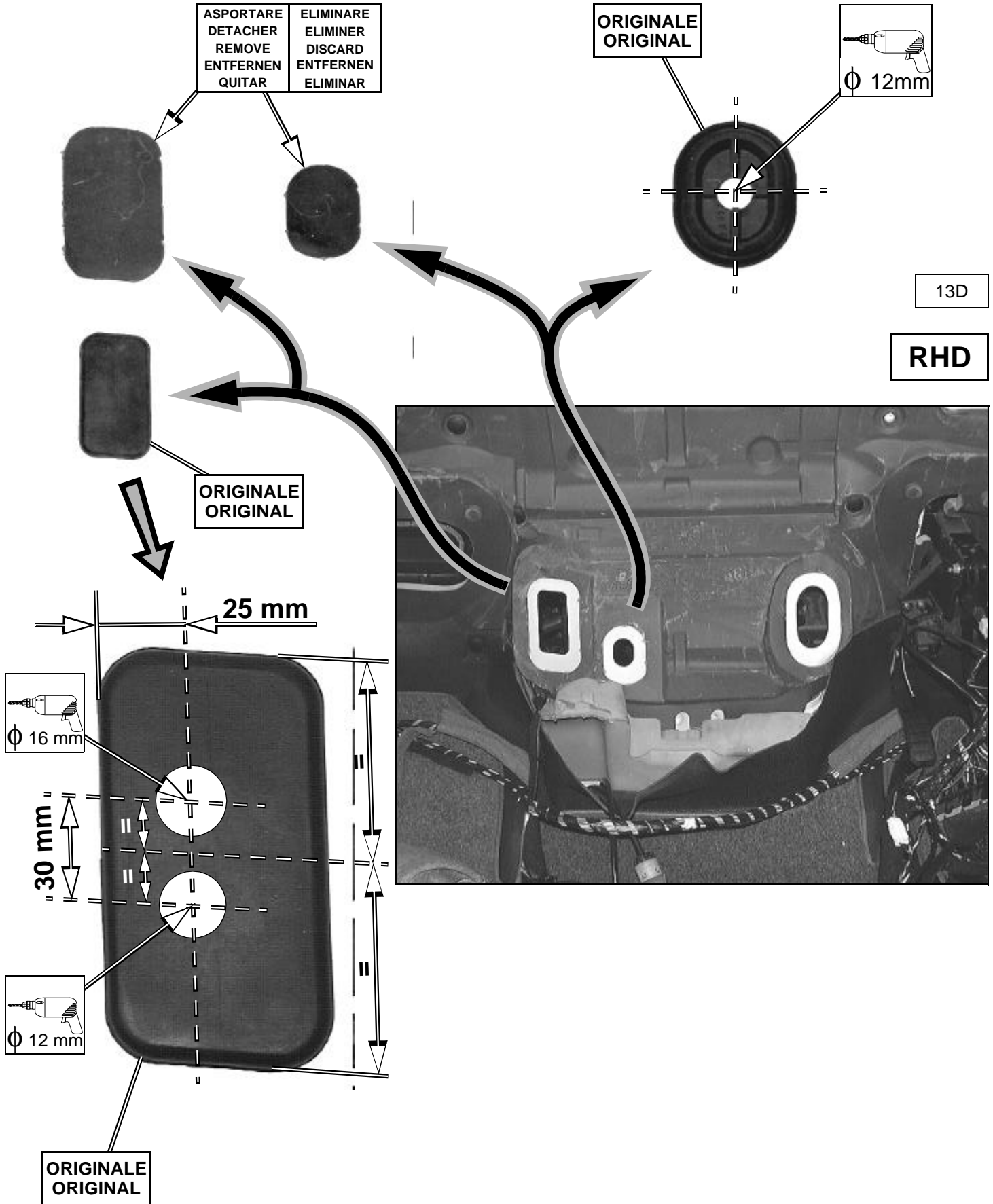


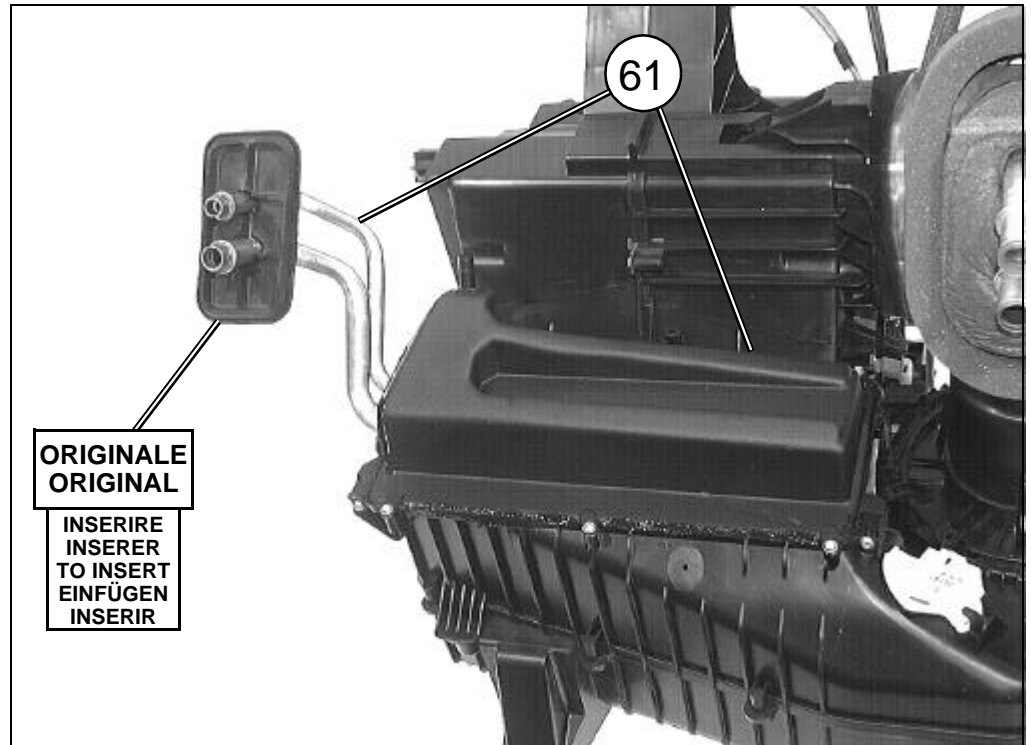
ELEMENTI DI FISSAGGIO / PIECES DE FIXATION / FIXING PARTS / BEFESTIGUNGSELEMENTE / ELEMENTOS DE FIJACION			
Pos.	Tipologia / Typologie / Typology Tipologie / Tipologia	Descrizione / Description / Description Beschreibung / Descripción	Codice / Code Kode / Código
61.1		Graffetta a molla per vite autofilettante	062079/0



ELEMENTI DI FISSAGGIO / PIECES DE FIXATION / FIXING PARTS / BEFESTIGUNGSELEMENTE / ELEMENTOS DE FIJACION			
Pos.	Tipologia / Typologie / Typology Tipologie / Tipologia	Descrizione / Description / Description Beschreibung / Descripción	Codice / Code Kode / Código
61.1		Graffetta a molla per vite autofilettante	062079/0

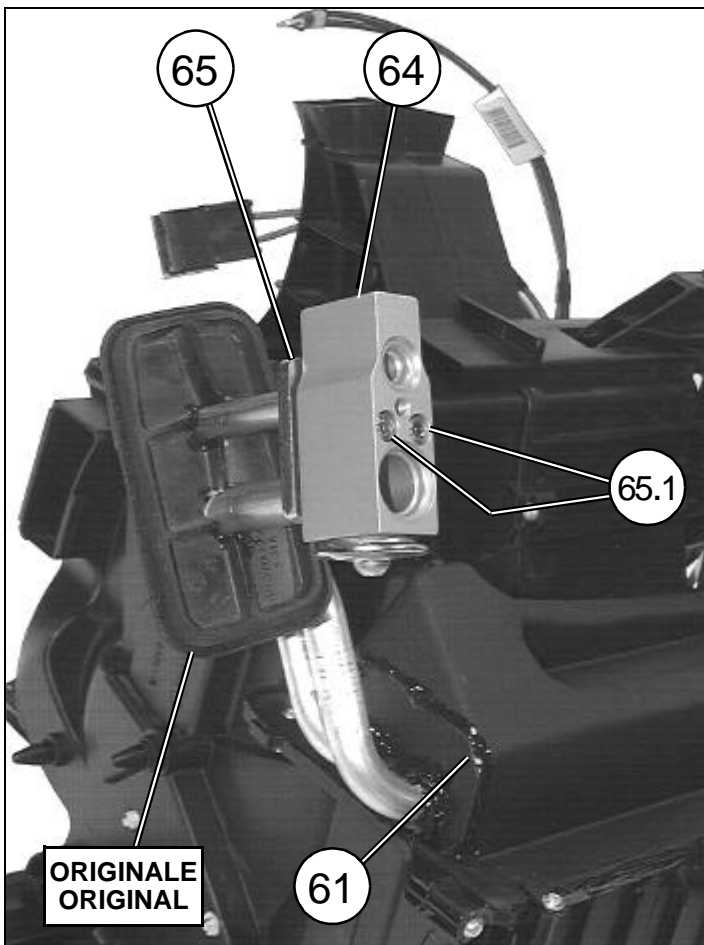







14D

LHD




ELEMENTI DI FISSAGGIO / PIECES DE FIXATION FIXING PARTS / BEFESTIGUNGSELEMENTE ELEMENTOS DE FIJACION			
Pos.	Tipologia Typologie Typology Tipologie Tipologia	Descrizione Description Description Beschreibung Descripción	Codice Code Code Codigo
65		Flangia fissaggio valvola	043060/0
65.1		M5x35	-




15D

**RHD**

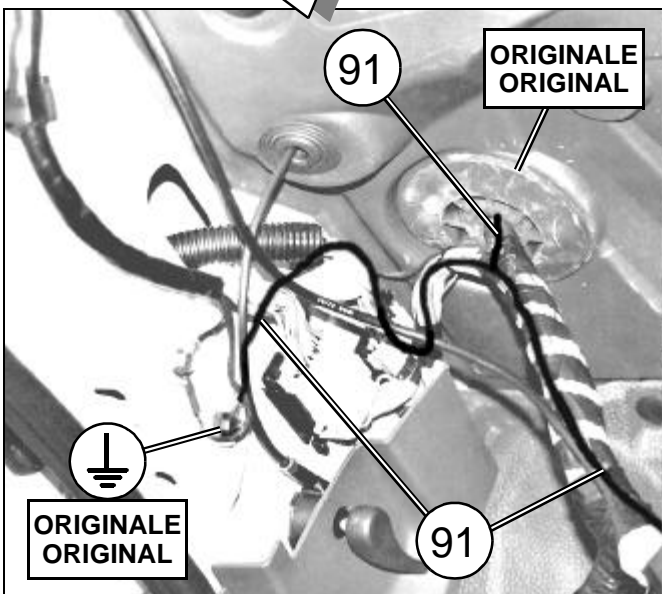



ELEMENTI DI FISSAGGIO / PIECES DE FIXATION FIXING PARTS / BEFESTIGUNGSELEMENTE ELEMENTOS DE FIJACION			
Pos.	Tipologia Typologie Typology Tipologie Tipologia	Descrizione Description Description Beschreibung Descripción	Codice Code Kode Codigo
65		Flangia fissaggio valvola	043060/0
65.1		M5x35	-



16D

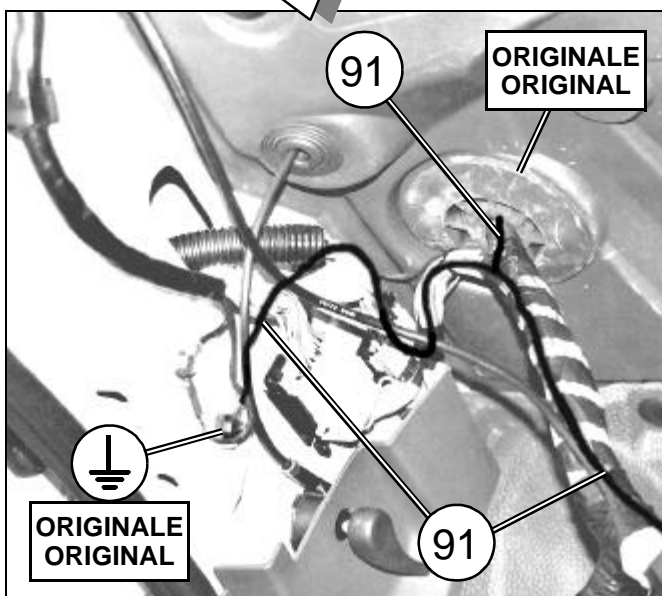


LHD






17D


RHD






18D


LHD

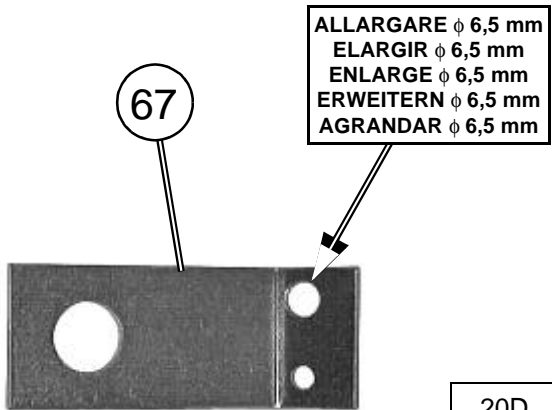




19D


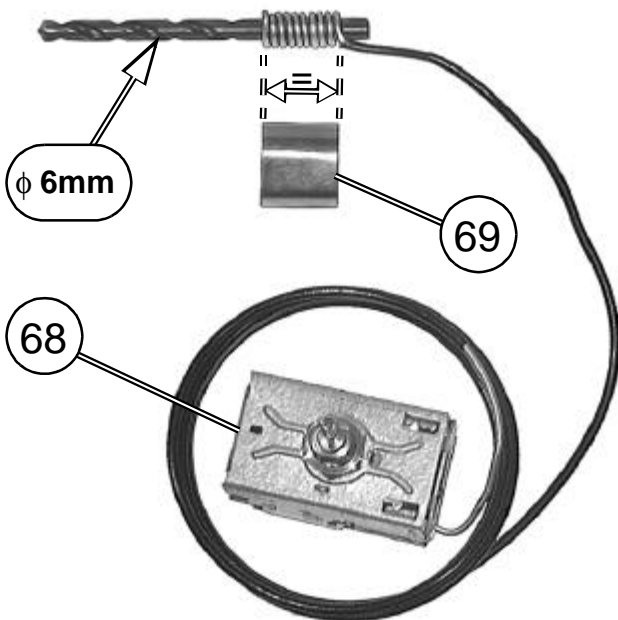
RHD






20D

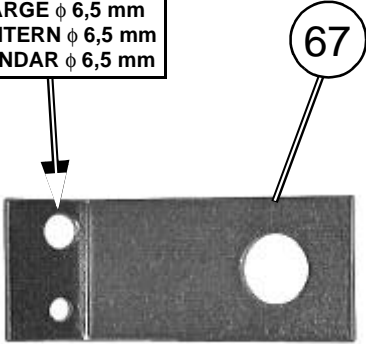
LHD



ELEMENTI DI FISSAGGIO PIECES DE FIXATION / FIXING PARTS BEFESTIGUNGSELEMENTE ELEMENTOS DE FIJACION		
Pos.	Tipologia / Typologie Typology / Tipologie Tipologia	Descrizione / Description Description / Beschreibung Descripción
67.1		M6x16
67.2		φ 6
67.3		φ6xφ18x2
67.4		M6



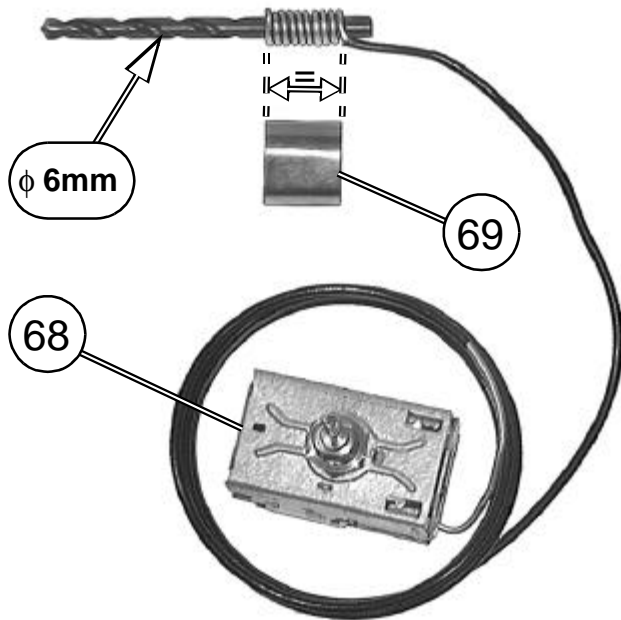

ALLARGARE  $\phi$  6,5 mm  
 ELARGIR  $\phi$  6,5 mm  
 ENLARGE  $\phi$  6,5 mm  
 ERWEITERN  $\phi$  6,5 mm  
 AGRANDAR  $\phi$  6,5 mm



67

21D


RHD



$\phi$  6mm

69

68



ORIGINALE ORIGINAL

67.1


67.2

67.3

67.4

67

68




61

69

68

ELEMENTI DI FISSAGGIO / PIECES DE FIXATION / FIXING PARTS BEFESTIGUNGSELEMENTE ELEMENTOS DE FIJACION		
Pos.	Tipologia / Typologie Typology / Tipologie Tipologia	Descrizione / Description Description / Beschreibung Descripción
67.1		M6x16
67.2		$\phi$ 6
67.3		$\phi$ 6x $\phi$ 18x2
67.4		M6

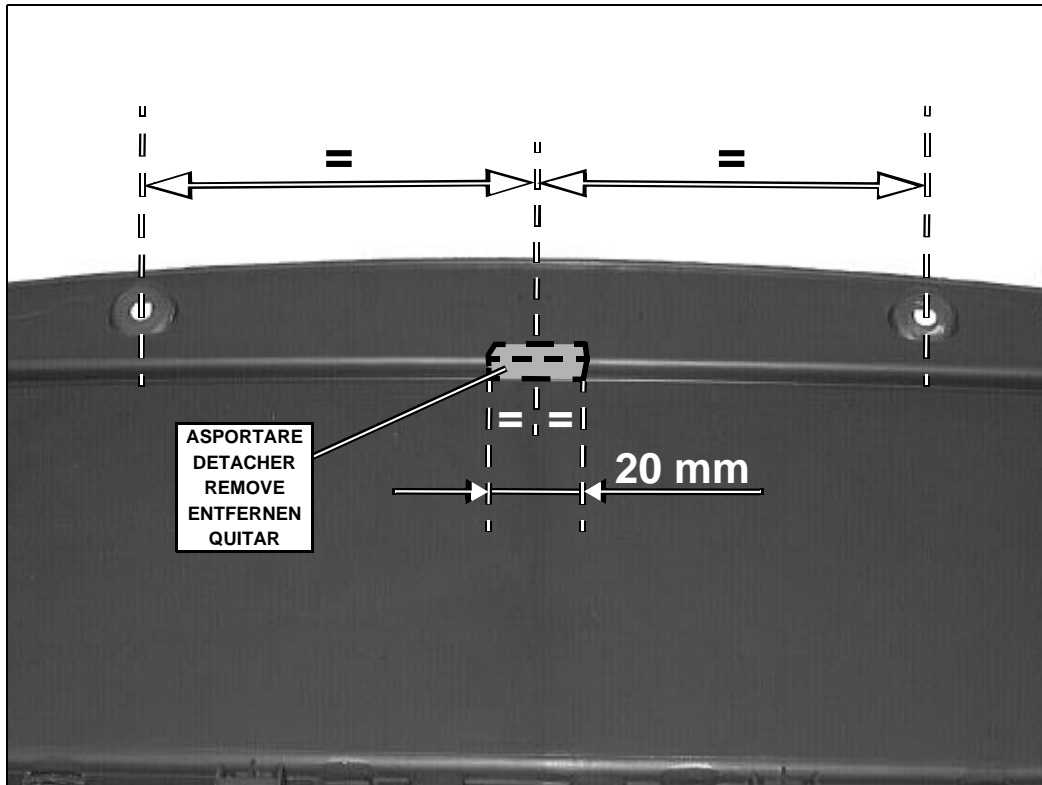
LHD



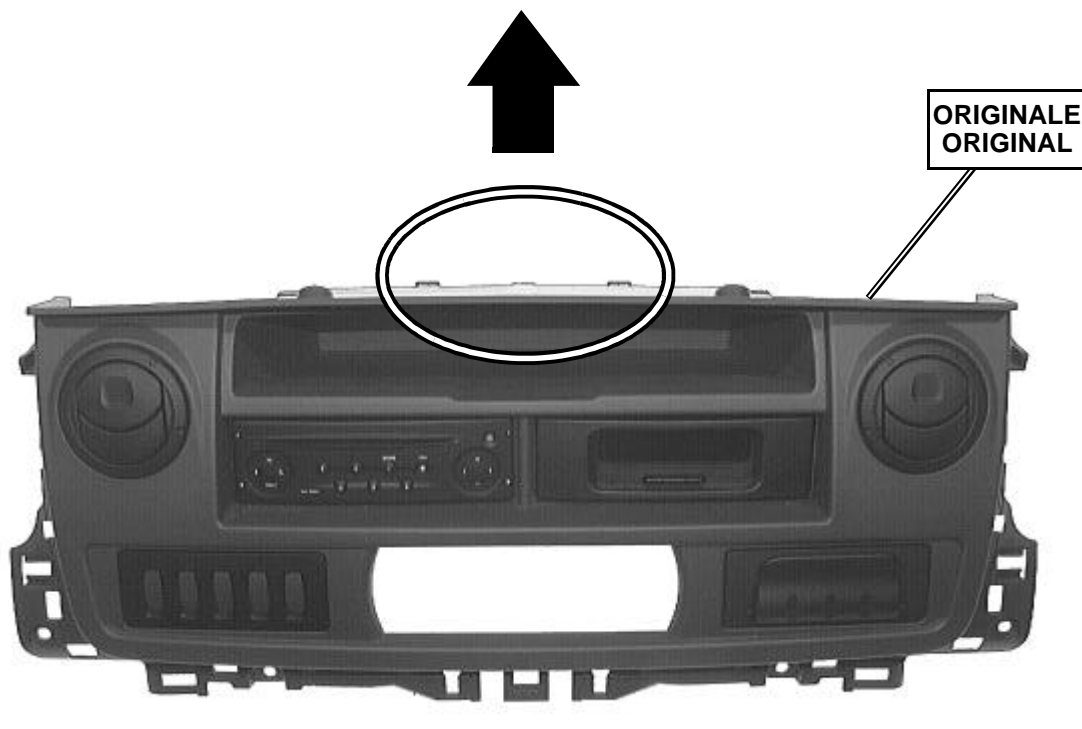
22D

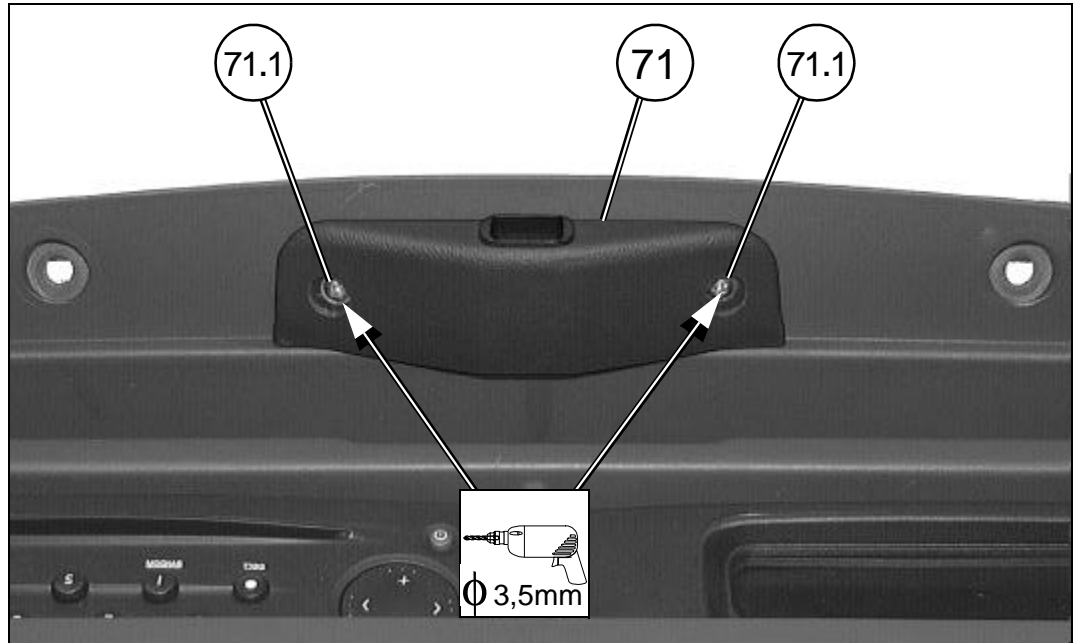
RHD






23D

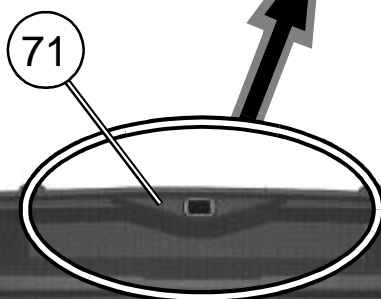






24D




ORIGINALE  
ORIGINAL






ELEMENTI DI FISSAGGIO PIECES DE FIXATION / FIXING PARTS BEFESTIGUNGSELEMENTE ELEMENTOS DE FIJACION		
Pos.	Tipologia Typologie Typology Tipologie Tipologia	Descrizione Description Description Beschreibung Descripción
71.1	 	4,2x9,5






25D





26D

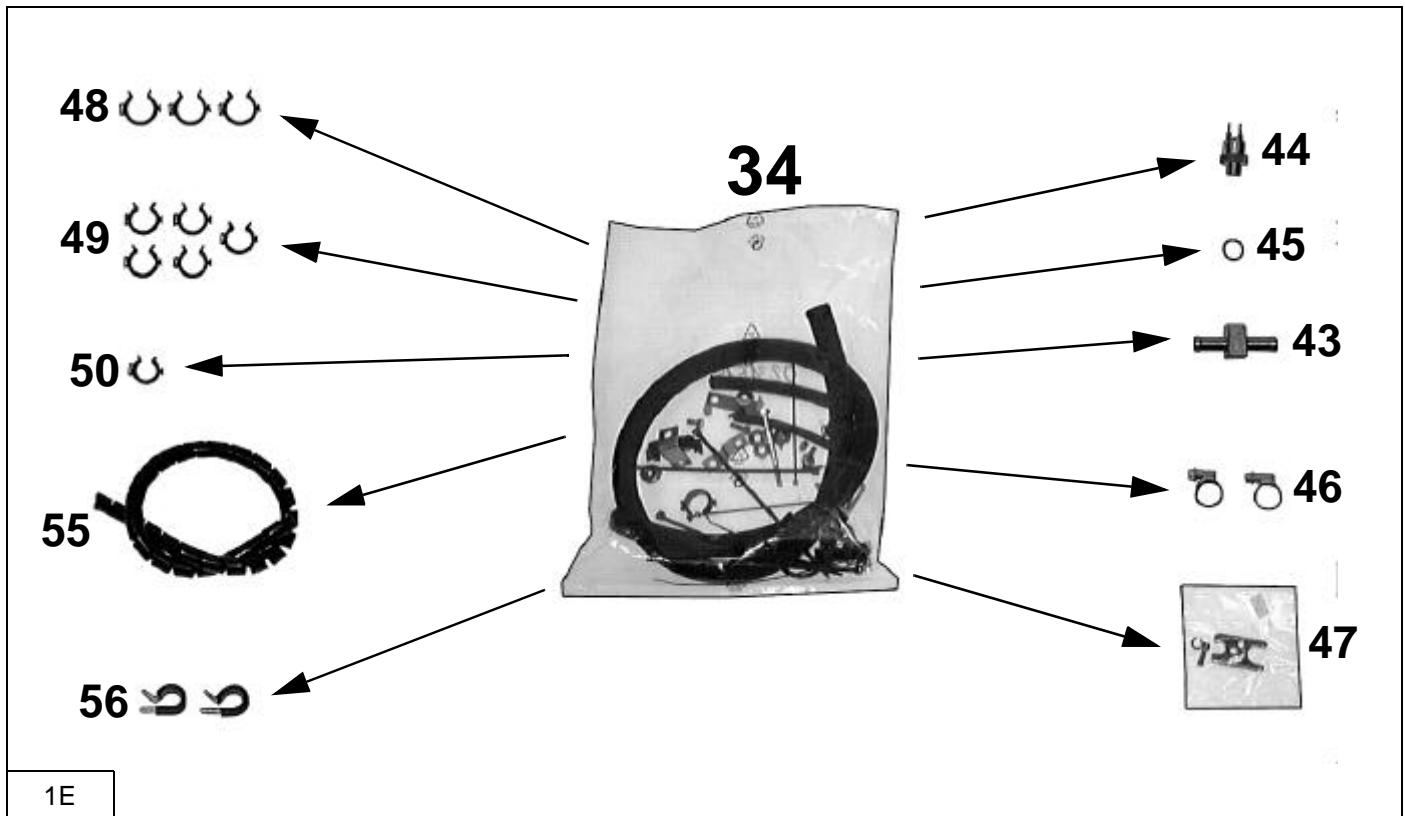




27D

**COLLEGAMENTO TUBI GAS-INSTALLAZIONE COMPONENTI ELETTRICI NEL VANO MOTORE  
 RACCORDAMENT DES TUYAUX GAZ-INSTALLATION COMPOSANTS ELECTRIQUES DANS LE COMPARTIMENT MOTEUR  
 GAS PIPE CONNECTION-INSTALLATION OF ELECTRICAL COMPONENTS IN THE ENGINE COMPARTMENT  
 KAEITEMITTELSCHLAUCHVERBINDUNG-INSTALLATION DER ELEKTRISCHEN TEILE IM MOTORRAUM  
 CONEXION TUBOS GAS-INSTALACION COMPONENTES ELECTRICOS EN EL COMPARTIMENTO MOTOR**

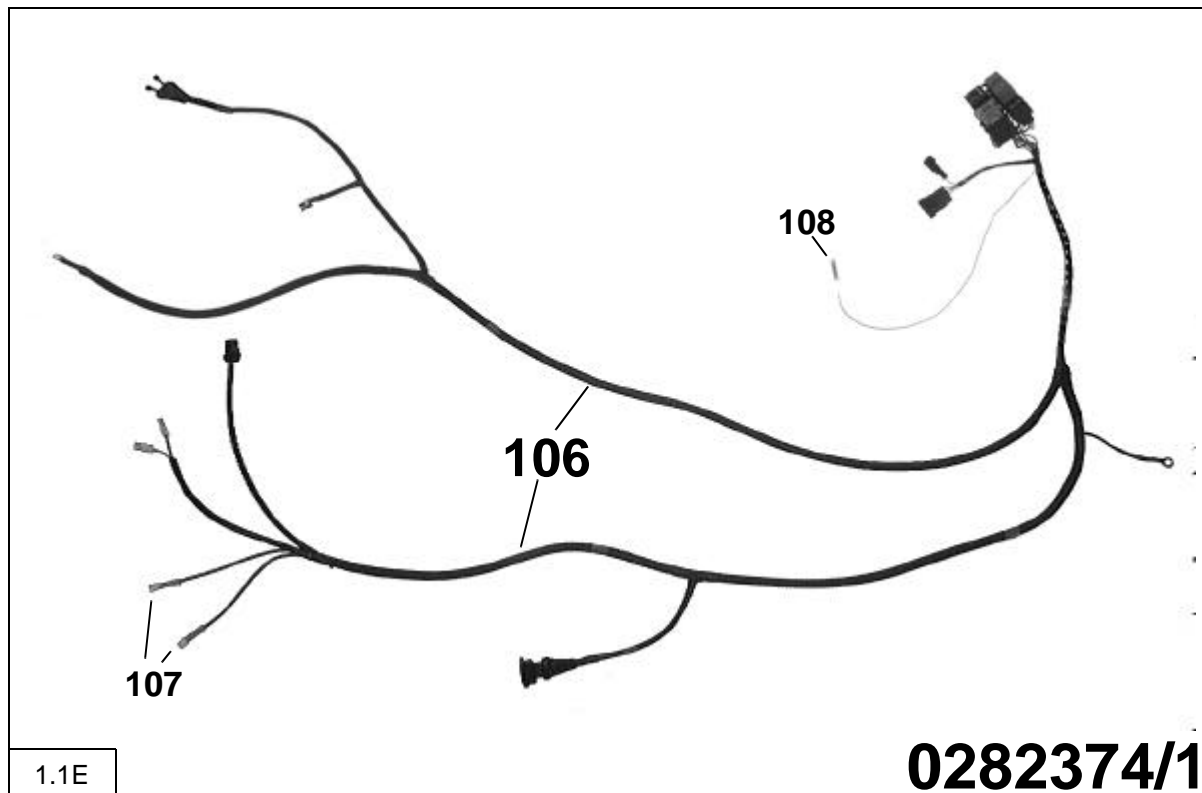
MATERIALE FORNITO / MATERIEL FOURNI / SUPPLIED MATERIAL / GELIEFERTES MATERIAL / MATERIAL ABASTECIDO



1E

Pos.	Descrizione / Description / Description Beschreibung / Descripción	Codice Code / Kode Codigo
34	Sacchetto accessori	0231663/0
43	Raccordo per bulbo termostatico	007647/0
44	Bulbo termostatico	0681209/0
45	Rondella per bulbo termostatico	007145/0
46	Fascetta	0361740/0
47	Sacchetto flangia	043066/1
48	Fermatubo $\phi$ 24	069637/0
49	Fermatubo $\phi$ 22	069636/0
50	Fermatubo $\phi$ 18	069635/0
55	Protezione a spirale	070494/0
56	Fascetta in gomma	069032/0

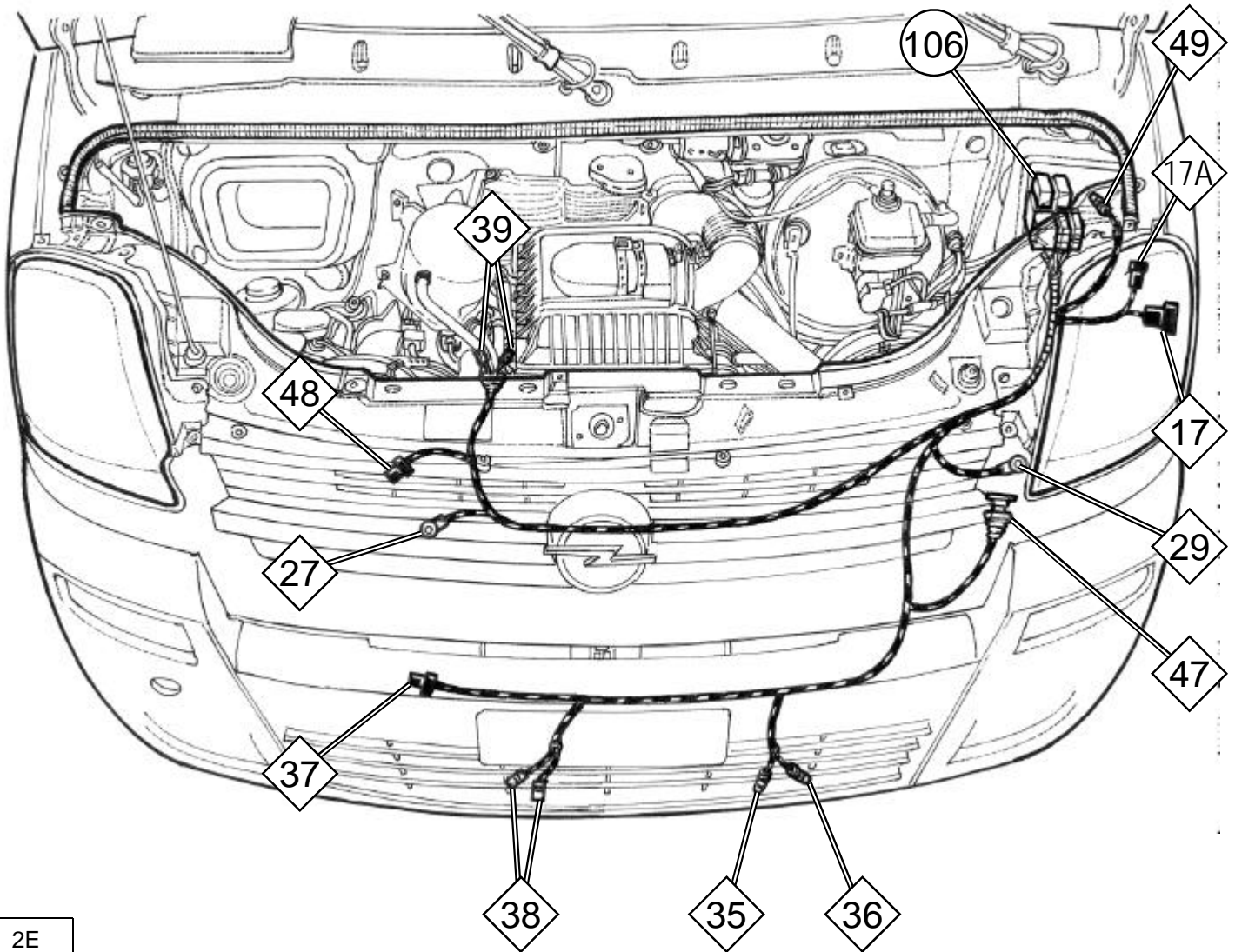
MATERIALE FORNITO / MATERIEL FOURNI / SUPPLIED MATERIAL / GELIEFERTES MATERIAL / MATERIAL ABASTECIDO



Pos.	Descrizione Description / Description Beschreibung / Descripción	Codice Code / Kode Codigo
106	Impianto elettrico Elettroventole	0282374/1
107	Giunzione RAYCHEM GIALLA	064272/0
108	Giunzione RAYCHEM BLU	064273/0

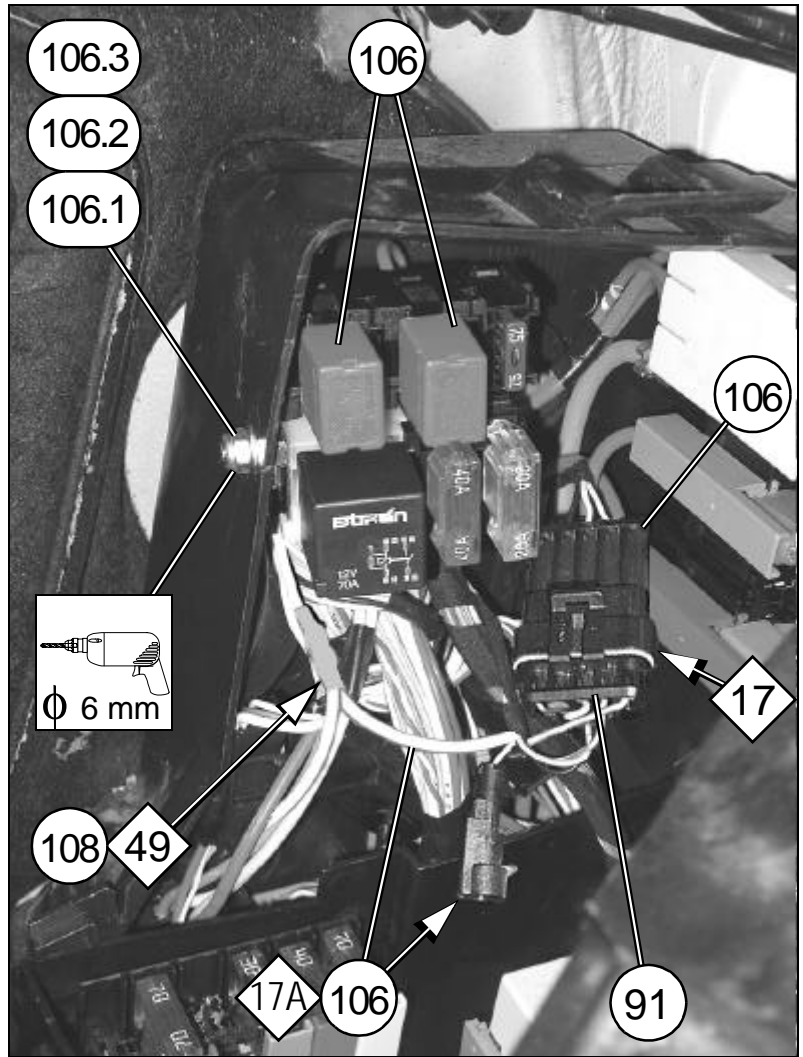
TUBI GAS / TUYAUX GAZ / GAS PIPE / KAEITEMITTELSCHLÄUCHE / TUBOS GAS	
Descrizione / Dèscription / Description / Beschreibung / Descripción	Codice / Code / Kode / Codigo
★ Tubo gas 5/16"CF (condensatore-filtro)	806D825
★ Tubo gas 5/16"FE (filtro-evaporatore)	806D826/1
★ Tubo gas 13/32"CC (compressore-condensatore)	808D946
★ Tubo gas 1/2"EC (evaporatore-compressore)	810D827
★ <b>Componente fornito nel Kit A03967 / Composant fourni dans le kit A03967 / Component supplied in KIT A03967 Mit Einbausatz A03967 gelieferte Einbauteile / Componente abastecido en el KIT A03967</b>	

POSIZIONAMENTO IMPIANTO ELETTRICO NEL VANO MOTORE (vedi schema elettrico allegato)  
POSITIONNEMENT DU FAISCEAU ELECTRIQUE DANS LE COMPARTIMENT MOTEUR (voir schéma électrique joint)  
POSITIONING THE ELECTRIC SYSTEM WIRING WITHIN THE ENGINE COMPARTMENT (see the enclosed wiring diagram)  
POSITIONIERUNG DER ELEKTRISCHEN ANLAGE IM MOTORRAUM (siehe Schaltschema im Anhang)  
COLOCACIÓN DE LA INSTALACIÓN ELÉCTRICA EN EL ESPACIO MOTOR (véase esquema eléctrico adjunto)




2E

3E

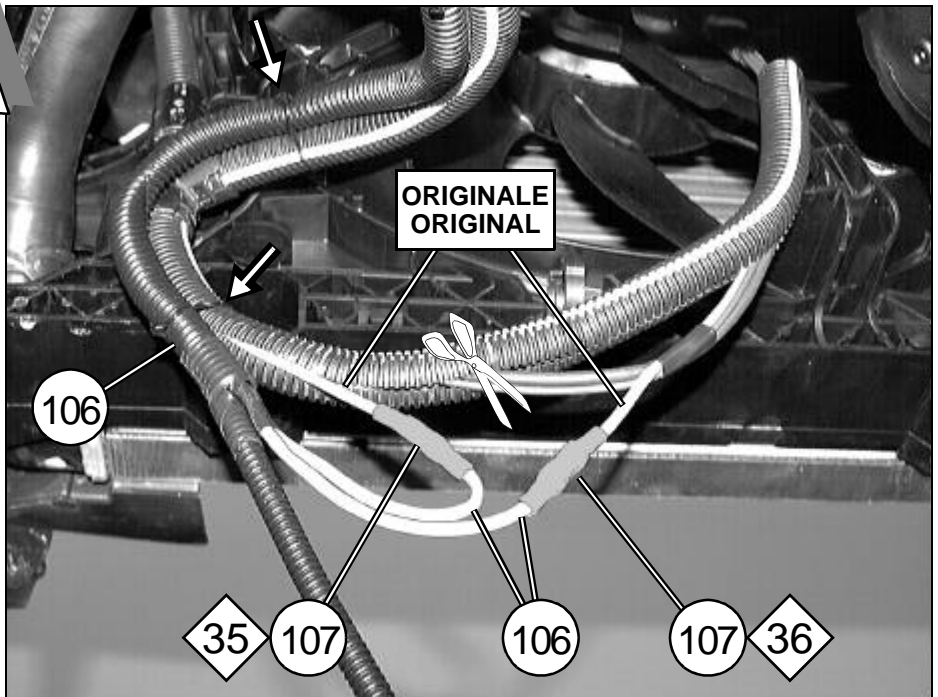



ELEMENTI DI FISSAGGIO PIECES DE FIXATION / FIXING PARTS BEFESTIGUNGSELEMENTE ELEMENTOS DE FIJACION		
Pos.	Tipologia / Typologie Typology / Tipologie Tipologia	Descrizione / Description Description / Beschreibung Descripción
106.1		M6x16
106.2		$\phi$ 6
106.3		M6





4E

5E




ELEMENTI DI FISSAGGIO / PIÈCES DE FIXATION / FIXING PARTS BEFESTIGUNGSELEMENTE / ELEMENTOS DE FIJACION		
Pos.	Tipologia / Typologie / Typology Tipologie / Tipologia	Descrizione / Description / Description Beschreibung / Descripción
		Fascetta a strappo



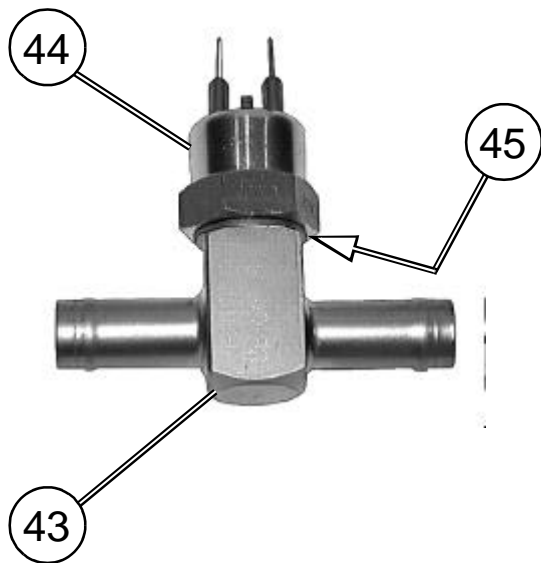



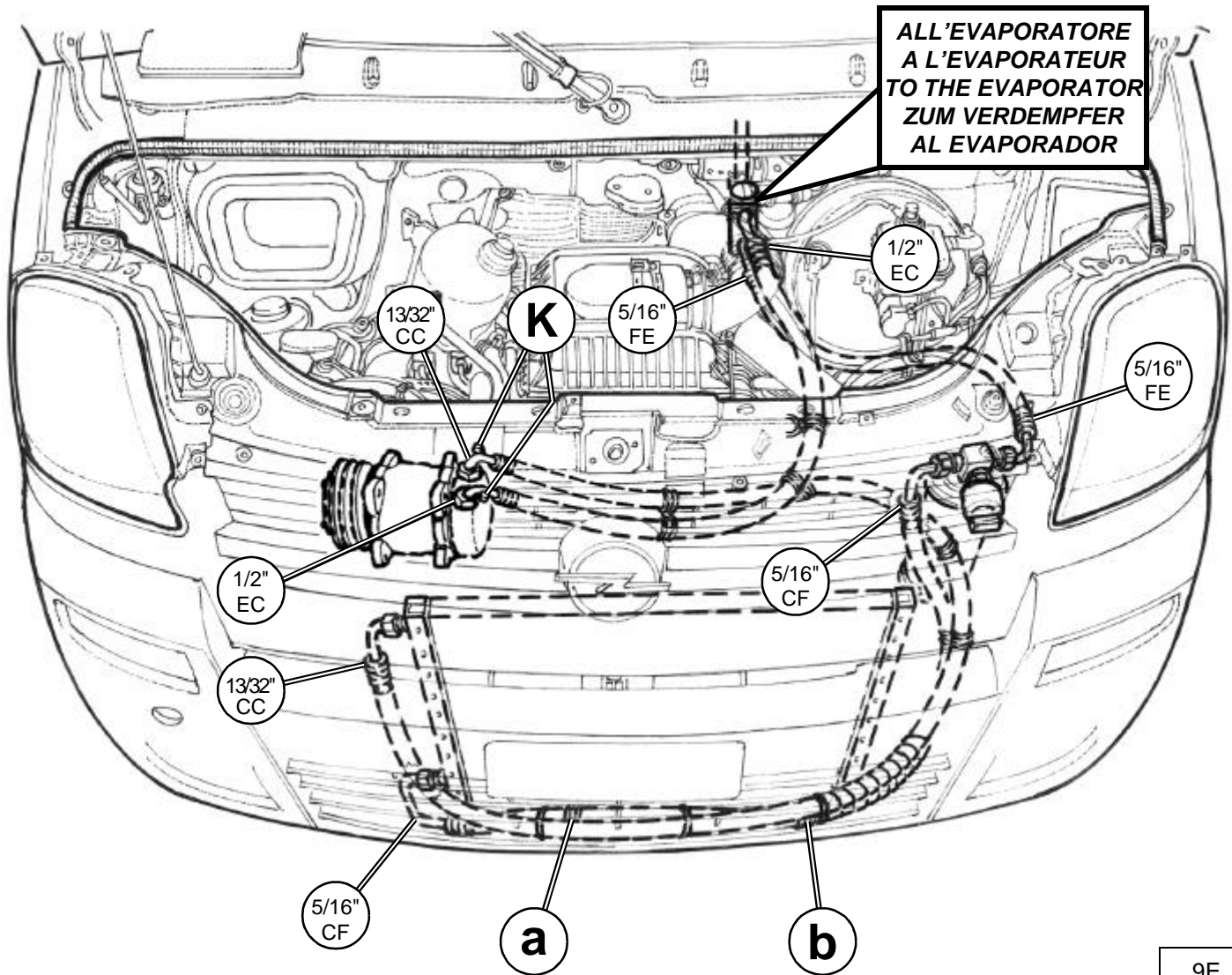


7E



8E

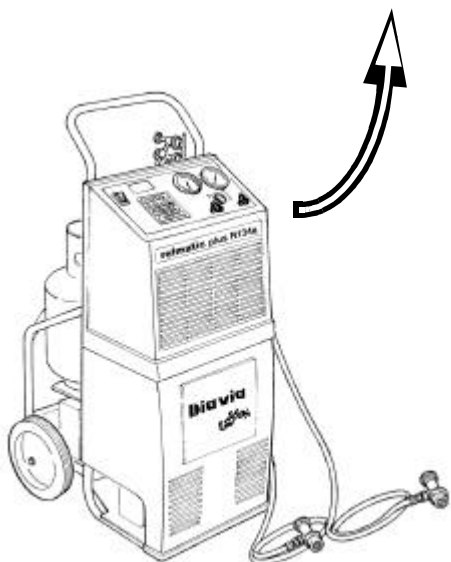




ALL'EVAPORATORE  
A L'EVAPORATEUR  
TO THE EVAPORATOR  
ZUM VERDEMPFER  
AL EVAPORADOR

9E


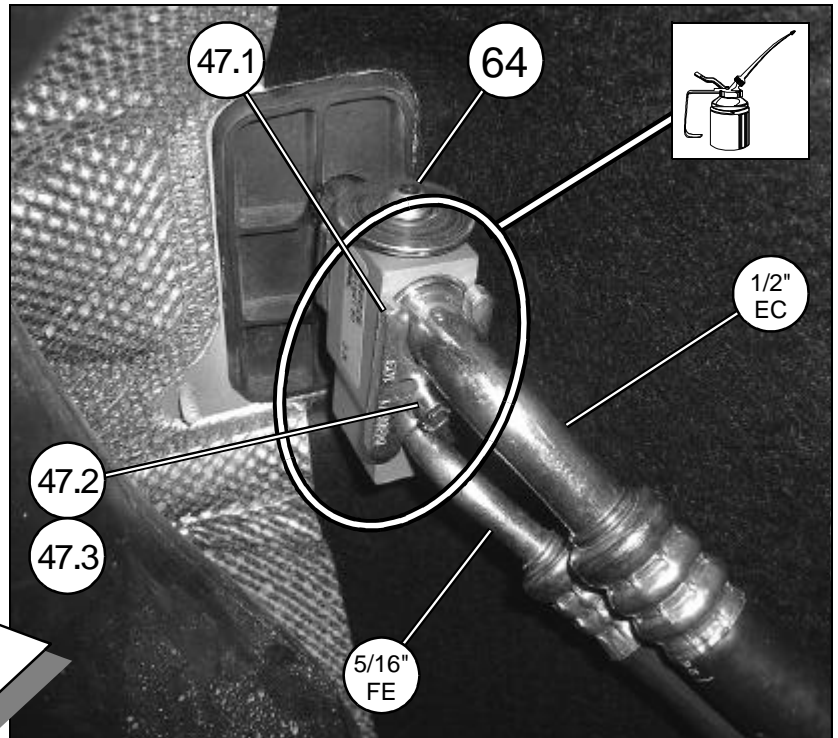
**R134a**  
**Kg.0,750(±0,025)**



- (I) **Vista complessiva passaggio tubi gas nel vano motore.**  
Alle posizioni "a-b" sono evidenziati i punti di fissaggio tubi alla vettura, descritti in particolare nelle figure che seguono.
- (F) **Vue d'ensemble du passage des tuyaux gaz dans le compartiment moteur.**  
Les points de fixation des tuyaux à la voiture, décrits en détail sur les figures qui suivent, sont mis en évidence aux positions "a-b".
- (GB) **General view of the gas hoses in the engine compartment.**  
Positions "a-b" indicate the points for securing pipes to the vehicle, described in detail in the following figures.
- (D) **Gesamtansicht des Durchgangs der Kältemittelschläuche im Motorraum.**  
Bei den Positionen "a-b" sind die Befestigungspunkte der Schläuche am Fahrzeug hervorgehoben.
- (E) **Vista total paso tubos gas en el compartimento motor.**  
En las posición "a-b" se evidencian los puntos de sujeción de los tubos al coche, descritos detalladamente en las figuras que siguen.

**ELEMENTI DI FISSAGGIO / PIECES DE FIXATION  
FIXING PARTS / BEFESTIGUNGSELEMENTE  
ELEMENTOS DE FIJACION**


Pos.	Tipologia / Typologie Typologie Tipologia	Descrizione Description Description Beschreibung Descripción	Codice Code Code Codigo
47.1		Flangia tubi gas	043061/1
47.2		M6x16	-
47.3		ø6	-





10E

**ELEMENTI DI FISSAGGIO / PIECES DE FIXATION  
FIXING PARTS / BEFESTIGUNGSELEMENTE  
ELEMENTOS DE FIJACION**

Pos.	Tipologia Typologie Typologie Tipologia	Descrizione Description Description Beschreibung Descripción	Codice Code Code Codigo
48		Fermatubo ø 24	069637
49		Fermatubo ø 22	069636







11E

**ELEMENTI DI FISSAGGIO / PIECES DE FIXATION  
FIXING PARTS / BEFESTIGUNGSELEMENTE  
ELEMENTOS DE FIJACION**


Pos.	Tipologia Typologie Typology Typologie Tipologia	Descrizione Description Description Beschreibung Descripción	Codice Code Code Codigo
48		Fermatubo $\phi$ 24	069637
49		Fermatubo $\phi$ 22	069636




12E



ELEMENTI DI FISSAGGIO / PIÈCES DE FIXATION / FIXING PARTS BEFESTIGUNGSELEMENTE / ELEMENTOS DE FIJACION			
Pos.	Tipologia / Typologie / Typology Tipologie / Tipologia	Descrizione / Description / Description Beschreibung / Descripción	Codice / Code Kode / Código
49		Fermatubo $\phi$ 22	069636
		Fascetta a strappo	-



13E




RIVESTIRE  
RHABILLER  
RECLOTHE  
WIEDER EINKLEIDEN  
VOLVER A VESTIR


**ELEMENTI DI FISSAGGIO / PIECES DE FIXATION  
FIXING PARTS / BEFESTIGUNGSELEMENTE  
ELEMENTOS DE FIJACION**

Pos.	Tipologia Typologie Typology Tipologie Tipologia	Descrizione Description Description Beschreibung Descripción	Codice Code Kode Codigo
49		Fermatubo $\phi$ 22	069636
50		Fermatubo $\phi$ 18	069635






14E





**ELEMENTI DI FISSAGGIO / PIECES DE FIXATION / FIXING PARTS  
BEFESTIGUNGSELEMENTE / ELEMENTOS DE FIJACION**

Pos.	Tipologia / Typologie / Typology Tipologie / Tipologia	Descrizione / Description / Description Beschreibung / Descripción
		Fascetta a strappo



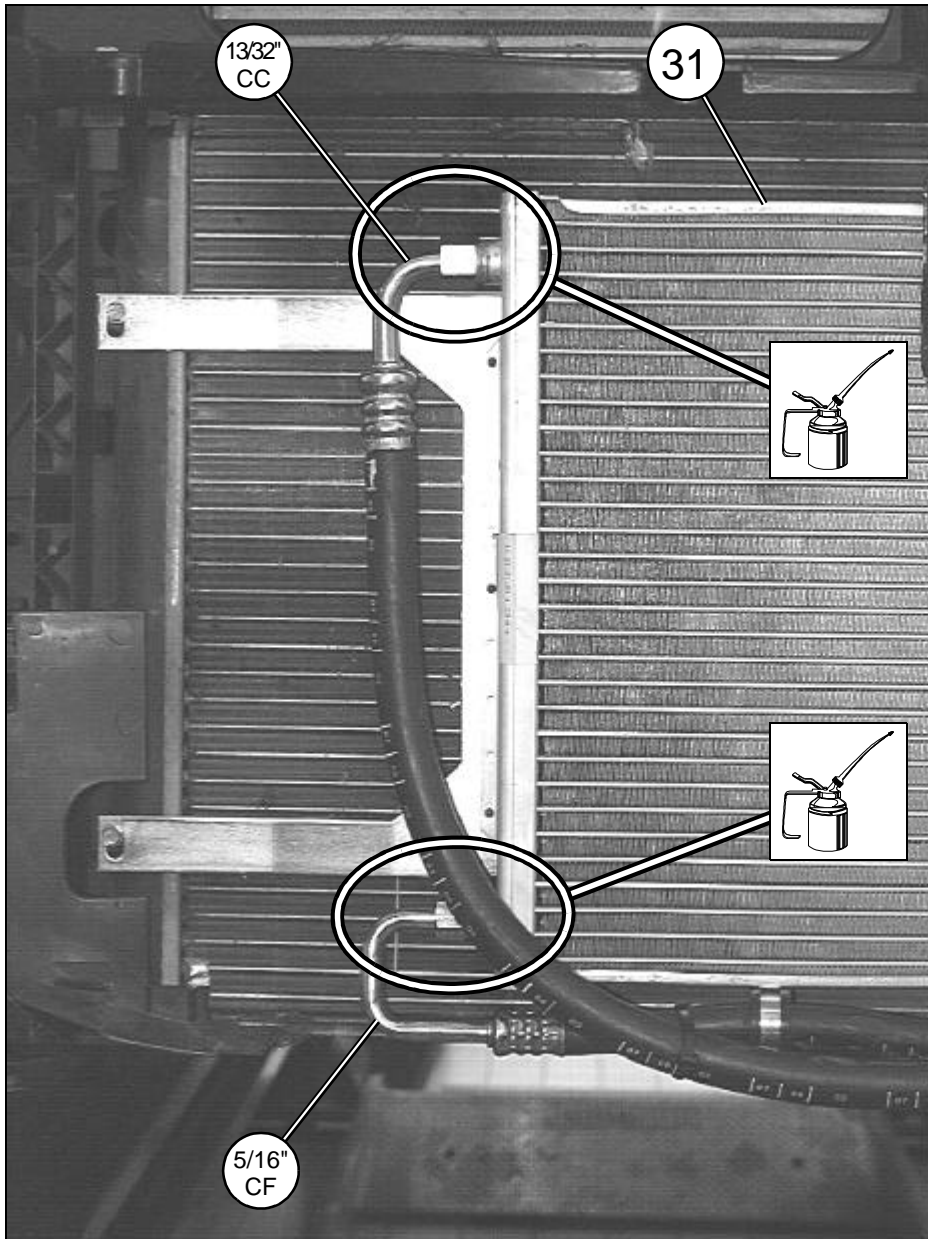
15E



**ELEMENTI DI FISSAGGIO / PIECES DE FIXATION / FIXING PARTS  
BEFESTIGUNGSELEMENTE / ELEMENTOS DE FIJACION**

Pos.	Tipologia / Typologie / Typology Tipologie / Tipologia	Descrizione / Description / Description Beschreibung / Descripción
56.1		4,2x9,5
		Fascetta a strappo

16E

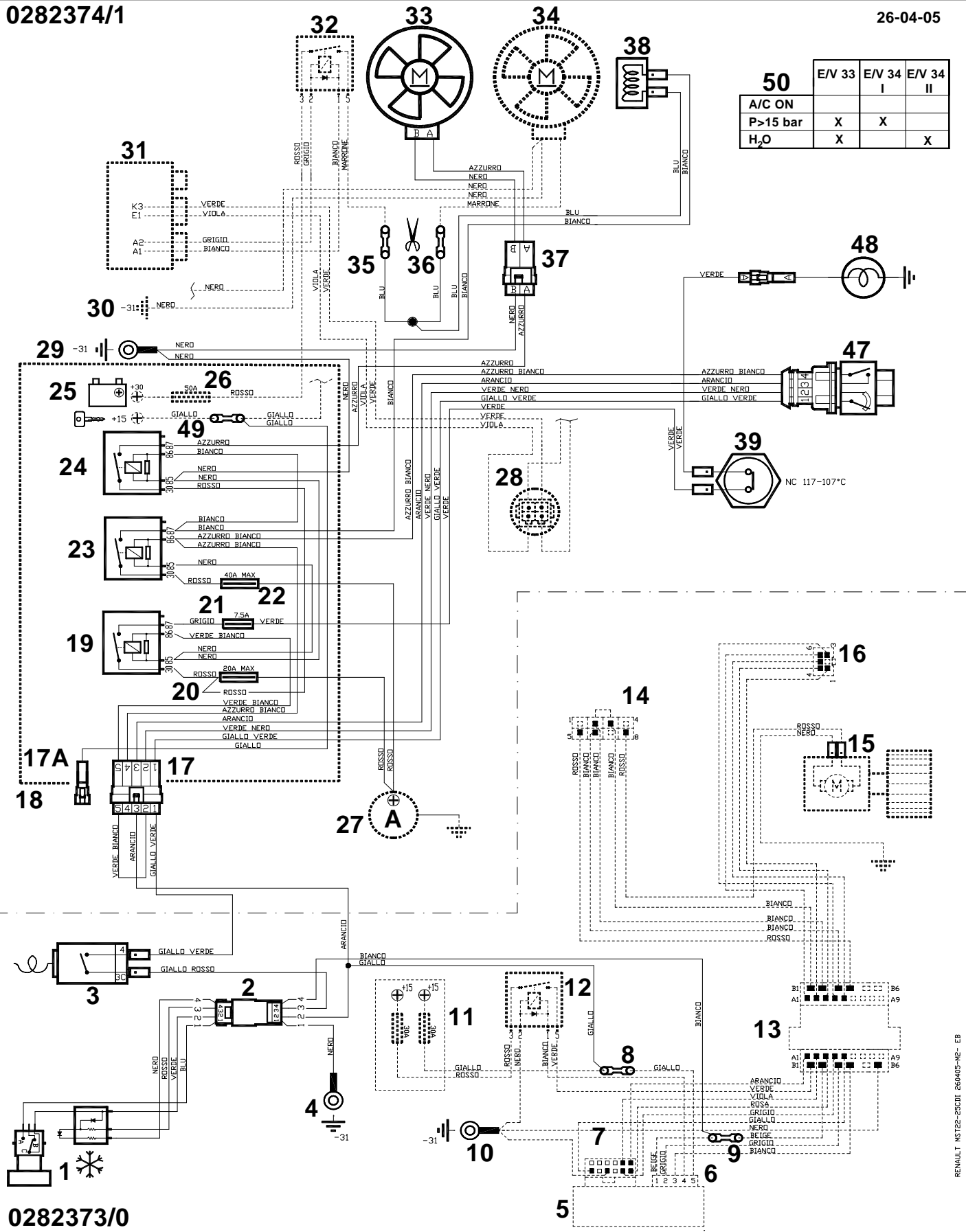


**SCHEMA IMPIANTO ELETTRICO / SCHEMA DE L'INSTALLATION ELECTRIQUE / WIRING DIAGRAM  
SCHEMA DER ELEKTRISCHEN ANLAGE / ESQUEMA INSTALACION ELECTRICA  
RENAULT MASTER / OPEL MOVANO 2.2-2.5 CDI**

0282374/1

26-04-05

50	E/V 33	E/V 34	E/V 34
	I	II	
A/C ON			
P>15 bar	X	X	
H <sub>2</sub> O	X		X



0282373/0

N.	Descrizione / Description / Description Beschreibung / Descripción	Funzione / Fonction / Function Funktion / Función
1	Interruttore A/C Interrupteur A/C A/C switch Klimaanlagen-Schalter Interruptor A/C	
2	Connettore 4 vie / Connecteur à 4 voies 4-way connector / 4-weg-Steckverbinder Conector 4 vías	
3	Termostato antighiaccio Thermostat antigivrage No frost thermostat Abtau-Thermostat Termostato anti-escarcha	
4	Anello di massa / Bague de masse Ground ring / Masse-ösen-Anschluß Terminal a anillo de masa	
5	Plancia comandi / Partiel tableau commandes Control panel / Instrumententafel-Steuerung Placa de los mandos	
6	Connettore 5 via / Connecteur à 5 voie 5-way connector / 5-weg-Steckverbinder Conector 5 vía	
7	Connettore 12 via / Connecteur à 12 voie 12-way connector / 12-weg-Steckverbinder Conector 12 vía	
8	Giunzione RAYCHEM BLU Raccord RAYCHEM BLEU BLUE RAYCHEM connector RAYCHEM Verbindung BLAU Junta RAYCHEM TURQUI	Collegamento con +CHIAVE (+15) Connexion avec (+15) Connection with (+15) Anschluß mit (+15) Conexión con (+15)
9	Giunzione RAYCHEM GIALLO Raccord RAYCHEM JAUNE YELLOW RAYCHEM connector RAYCHEM Verbindung GELB Junta RAYCHEM AMARILLO	Collegamento con 1° velocità di ventilazione Connexion avec 1° vitesse de ventilation Connection to the 1st fan speed Anschluß mit der 1. Lüftungsgeschwindigkeit Conexión con 1° velocidad ventilación
10	Punto di massa originale Point de masse d'origine Original ground point Original-Massepunkt Punto de masa original	
11	Scatola porta fusibili / Boîte à fusibles Fuse box / Schmelzsicherungskasten Caja porta-fusibles	
12	Relay interruttore 30A / Relais de coupure 30A 30A Switch Relay / Relais-Schalter 30A Relé interruptor 30A	
13	Connettore 15 via / Connecteur à 15 voie 15-way connector / 15-weg-Steckverbinder Conector 15 vía	
14	Resistore / Résistance / Resistor Widerstand / Resistor	
15	Elettroventola abitacolo Pulseur de l'habitacle Passenger compartment air blower Elektrolüfter im Fahrzeuginnenraum Electroventilador del habitáculo	
16	Connettore 6 via / Connecteur à 6 voie 6-way connector / 6-weg-Steckverbinder Conector 6 vía	
17	Connettore 5 via Connecteur à 5 voie 5-way connector 5-weg-Steckverbinder Conector 5 vía	Collegamento impianto elettrico vano motore con impianto elettrico interno vettura Connexion du faisceau électrique du logement moteur au faisceau électrique interne de la voiture Connection of the engine compartment electric wiring to the car inner electric wiring Anschluß der Elektroanlage im Motorraum mit Elektroanlage im Fahrzeuginnenen Conexión de la instalación eléctrica de la sede del motor con la instalación eléctrica del interior del coche

17A	Connettore 1 via / Connecteur à 1 voie 1-way connector / 1-weg-Steckverbinder Conector 1 vía	
18	Scatola porta relay / Boîte à relais / Relay box Relaiskasten / Caja porta-relé	
19	Relay interruttore 30A Relais de coupure 30A 30A Switch Relay Relais-Schalter 30A Relé interruptor 30A	Comando giunto elettromagnetico compressore Commande l'embrayage électromagnétique du compresseur Compressor electromagnetic clutch control Steuerung der elektromagnetischen Kupplung des Kompressors Comando junta electromagnética compresor
20	Fusibile 20A Max / Fusible 20A Max 20A Max Fuse / Schmelzsicherung 20A Max Fusible 20A Max	
21	Fusibile 7.5A / Fusible 7.5A / 7.5A Fuse Schmelzsicherung 7.5A / Fusible 7.5A	
22	Fusibile 40A Max / Fusible 40A Max 40A Max Fuse / Schmelzsicherung 40A Max Fusible 40A Max	
23	Relay interruttore 70A Relais de coupure 70A 70A Switch Relay Relais-Schalter 70A Relé interruptor 70A	Comando elettroventola n. 34 (1. Velocità) Commande électroventilateur n. 34 (1e vitesse) Controls electric fan no. 34 (1st speed) Elektrolüftersteuerung N. 34 (1. Geschwindigkeitsstufe) Comando electroventilador n. 34 (1° velocidad)
24	Relay interruttore 30A Relais de coupure 30A 30A Switch Relay Relais-Schalter 30A Relé interruptor 30A	Comando elettroventola n. 33 Commande électroventilateur n. 33 Controls electric fan no. 33 Elektrolüftersteuerung N. . 33 Comando electroventilador n.33
25	Batteria / Batterie / Battery / Batterie / Bateria	
26	Fusibile 50A Max / Fusible 50A Max 50A Max Fuse / Schmelzsicherung 50A Max Fusible 50A Max	
27	Alternatore / Alternateur / Alternator Drehstromgenerator / Alternador	
28	Bulbo termostatico / Bulbe thermostatique Thermoswitch / Thermostat-Schalter Bulbo termostático	
29	Anello di massa / Bague de masse Ground ring / Masse-ösen-Anschluß Terminal a anillo de masa	
30	Punto di massa originale Point de masse d'origine Original ground point Original-Massepunkt Punto de masa original	
31	Centralina IE Dispositif de contrôle à injection électronique Electronic injection box unit Elektronisches Einspritzgehäuse Centralita IE	
32	Relay interruttore 30A Relais de coupure 30A 30A Switch Relay Relais-Schalter 30A Relé interruptor 30A	Comando elettroventola n. 34 (2. Velocità) Commande électroventilateur n. 34 (2e vitesse) Controls electric fan no. 34 (2st speed) Elektrolüftersteuerung N. 34 (2. Geschwindigkeitsstufe) Comando electroventilador n. 34 (2° velocidad)
33	Elettroventola Electroventilateur Fan Elektrolüfter Electroventilador	Raffreddamento radiatore e condensatore Refroidissement radiateur et condenseur Radiator and condenser cooling Kühler- und Kondensatorkühlung Enfriamiento radiator y condensador
34	Elettroventola Electroventilateur Fan Elektrolüfter Electroventilador	Raffreddamento radiatore e condensatore Refroidissement radiateur et condenseur Radiator and condenser cooling Kühler- und Kondensatorkühlung Enfriamiento radiator y condensador
35	Giunzione RAYCHEM GIALLO Raccord RAYCHEM JAUNE YELLOW RAYCHEM connector RAYCHEM Verbindung GELB Junta RAYCHEM AMARILLO	

36	Giunzione RAYCHEM GIALLO Raccord RAYCHEM JAUNE YELLOW RAYCHEM connector RAYCHEM Verbindung GELB Junta RAYCHEM AMARILLO	
37	Connettore 2 via / Connecteur à 2 voie 2-way connector / 2-weg-Steckverbinder Conector 2 vía	
38	Resistore / Résistance / Resistor Widerstand / Resistor	
39	Bulbo termostatico Bulbe thermostatique  Thermoswitch Thermostat-Schalter  Bulbo termostático	Comando disinserimento giunto elettromagnetico compressore con temperatura acqua 97°C Commande le déclenchement de l'embrayage électromagnétique du compresseur avec température de l'eau à 97°C Cuts out the compressor electromagnetic clutch with water temperature at 97°C Ausschaltung-Steuerung der elektromagnetischen Kupplung des Kompressors mit 97°C Wassertemperatur Comando desinserción junta electromagnética compresor con temperatura de agua 97°C
47	Pressostato / Pressostat / Pressure switch Druckwächter / Presostato	
48	Giunto elettromagnetico compressore Embrayage électromagnétique du compresseur Compressor electromagnetic clutch Elektromagnetische Kupplung des Kompressors Junta electromagnética del compresor	
49	Giunzione RAYCHEM BLU Raccord RAYCHEM BLEU BLUE RAYCHEM connector RAYCHEM Verbindung BLAU Junta RAYCHEM TURQUI	Collegamento con +CHIAVE (+15) Connexion avec (+15) Connection with (+15) Anschluß mit (+15) Conexión con (+15)
50	Logica funzionamento elettroventole Logique fonctionnement électroventilateurs Electric fan logic Betriebslogik der Elektrolüfter Logica funcionamiento electroventiladores	

**(I)**

**N.B.:**

Le parti in tratteggio rappresentano componenti dell'impianto elettrico originale.

**(F)**

**N.B.:**

Les parties hachurées représentent des composants du faisceau électrique d'origine.

**(GB)**

**N.B.:**

The dashed parts represent components of the original electric system.

**(D)**

**N.B.:**

Die gestrichelten Teile stellen Bauteile der ursprünglichen Anlage dar.

**(E)**

**N.B.:**

Les partes discontinuas representan componentes de la instalación eléctrica original.

ITALIANO	FRANCAIS	ENGLISH	DEUTSCH	ESPAÑOL
Arancio	Orange	Orange	Orange	Naranja
Azzurro	D'azur	Light blue	Hellblau	Azul
Bianco	Blanc	White	Weiss	Blanco
Blu	Bleu	Blue	Blau	Turqui
Giallo	Jaune	Yellow	Gelb	Amarillo
Grigio	Gris	Gray	Grau	Gris
Marrone	Marron	Brown	Braun	Marron
Nero	Noir	Black	Schwarz	Negro
Rosa	Rose	Pink	Rosa	Rosa
Rosso	Rouge	Red	Rot	Rojo
Verde	Vert	Green	Grün	Verde
Viola	Violet	Violet	Violett	Violado

**(I)**  
DELPHI ITALIA mira ad un costante miglioramento dei propri prodotti. La Casa si riserva il diritto di apportare in qualunque momento e senza preavviso modifiche ai modelli e ai componenti descritti in questa pubblicazione per ragioni di natura tecnica o commerciale. Per ulteriori informazioni rivolgersi al servizio assistenza DELPHI.

**(F)**  
DELPHI ITALIA vise à une amélioration constante des ces produits. La maison se réserve le droit d'apporter, à tout moment et sans préavis, des modifications aux modèles et aux composants décrits dans cette publication pour des raisons d'ordre technique ou commerciale. Pour d'ultérieures informations s'adresser au service d'assistance DELPHI.

**(GB)**  
DELPHI ITALIA focuses on constant upgrading of its products. The Manufacturer reserves the right to modify the models and components described in the present publication at any time for technical or commercial reasons and without prior notice. For further information, contact DELPHI technical services.

**(D)**  
DELPHI ITALIA ist stets bestrebt die eigenen Produkte zu verbessern. Die Herstellerfirma behält sich das Recht vor, aus technischen oder Verkaufsgründen, zu jeder Zeit und ohne vorherige Ankündigung, Abänderungen an den Modellen und den in dieser Veröffentlichung beschriebenen Einbauteile vorzunehmen. Für weitere Informationen bitten wir Sie, sich an unseren DELPHI Kundendienst zu wenden.

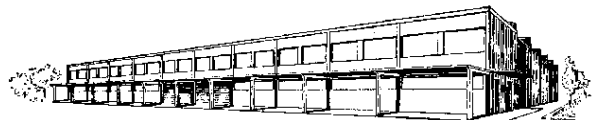
**(E)**  
DELPHI ITALIA aspira a un constante mejoramiento de su producción. La Fábrica se reserva el derecho de aportar en cualquier momento y sin preaviso modificaciones a los modelos y los componentes descritos en esta publicación por razones técnicas o comerciales. Para ultiores informaciones dirigirse al servicio asistencia DELPHI.

VENDITA E SERVIZIO  
VENTE ET SERVICE

VERKAUF UND SERVICE  
SALE AND SERVICE

**DELPHI ITALIA AUTOMOTIVE SYSTEMS S.r.l.**  
**Stabilimento Molinella**

Via Nobili, 2 40062 Molinella (Bologna)-Italy  
Telefono (0039) 051.6906111  
Fax (0039) 051.6906287



MOD. SCHRE226

VI / '05  
(2004)

Questa pubblicazione è stata curata da DELPHI ITALIA-Diavia  
Ufficio Fitting Instructions - Stabilimento Molinella

This publication has been edited by DELPHI ITALIA-Diavia  
Fitting Instructions Office - Factory Molinella